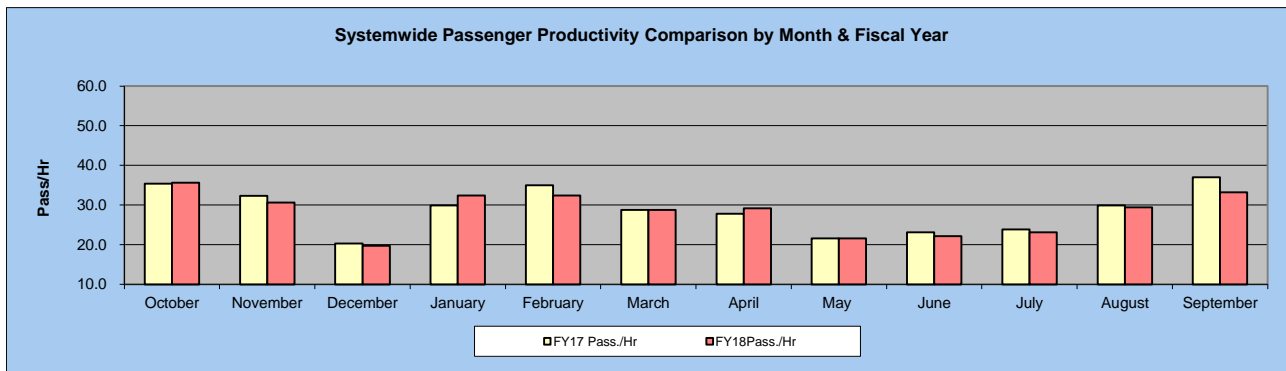


Gainesville-RTS Passenger Productivity by Month and Fiscal Year

FY 2019 Monthly Passenger Productivity Report Summary			
Month	Passenger Trips	Revenue Hours	FY18Pass./Hr
October	1,196,020	33,579	35.6
November	866,875	28,278	30.7
December	429,481	21,739	19.8
January	933,172	28,766	32.4
February	953,233	29,436	32.4
March	789,881	27,455	28.8
April	926,322	31,738	29.2
May	449,912	20,826	21.6
June	390,214	17,585	22.2
July	486,638	21,025	23.1
August	750,759	25,492	29.5
September	1,039,958	31,352	33.2
FY 19 YTD	9,212,465	317,272	29.0
YTD Δ%	-1%	0%	-1%

FY 2018 Monthly Passenger Productivity Report Summary			
Month	Passenger Trips	Revenue Hours	FY17 Pass./Hr
October	1,125,284	31,818	35.4
November	921,572	28,547	32.3
December	468,995	23,119	20.3
January	910,272	30,485	29.9
February	983,113	28,121	35.0
March	840,882	29,265	28.7
April	892,604	32,079	27.8
May	460,494	21,331	21.6
June	421,074	18,218	23.1
July	483,653	20,315	23.8
August	752,253	25,132	29.9
September	1,091,282	29,522	37.0
FY 18 YTD	9,351,478	317,952	29.4
FY 18 YTD	9,351,478	317,952	29.4



*October 2018 has just 4 Saturdays and Sundays. October 2017 had 5 Sunday, 4 Saturday and one day with Richar Spencer visit on UF Campus.

*November 2018 Three Football Games. November 2017 just two. . **Homecoming Parade in November 2nd**

***December 2018 has one Full Service day less

****January 2019 has Reduced Service on the first week

*****February 2018 to many cancelled runs

*****March 2018 cancelled runs, new bids, 4 Sundays. March 2019 5 Sundays, No NEW BIDS then cancelled runs all month long.

*****April 2019 1130.7 hours cancelled. April 20/2019 Special Service on Country Music Concert in Gator Swamp.

*****May 2019 has only 3 weekdays on Summer Service, and 1 Saturday and 1 Sunday, on Spring Schedule.

September 2019 one day Reduced Service for hurricane Dorian effects. Five Sundays

Fiscal Year 2019 Ridership by Route

October 1, 2018 to September 30, 2019

Route	City	October Passengers	November Passengers	December Passengers	January Passengers	February Passengers	March Passengers	April Passengers	May Passengers	June Passengers	July Passengers	August Passengers	September Passengers	FY TOTAL FY 2019 Pass.
1	Downtown Station to Butler Plaza	57,729	45,187	33,612	49,493	44,741	45,494	45,715	40,318	36,374	40,586	48,590	49,474	537,313
2	Downtown Station to NE Walmart Supercenter	6,976	5,681	5,059	5,896	5,102	5,136	4,843	5,285	4,773	5,152	5,245	4,310	63,458
3	Downtown Station to N Main Post Office	3,364	2,777	2,673	2,114	2,174	2,006	1,602	2,127	1,909	2,188	2,234	2,192	27,360
5	Downtown Station to Oaks Mall	37,357	29,496	23,479	32,305	31,538	30,929	32,393	26,261	23,142	26,053	30,874	31,518	355,345
6	Downtown Station to Plaza Verde	8,483	6,715	6,250	7,301	7,248	7,051	7,318	7,832	6,810	7,420	7,220	6,469	86,117
7	Downtown Station to Eastwood Meadows	8,173	6,343	5,916	6,101	6,174	6,450	6,577	6,215	5,034	5,699	5,849	5,302	73,833
8	Shands to North Walmart Supercenter	30,621	23,209	16,006	24,518	25,564	23,558	25,235	21,173	17,756	20,425	25,305	26,998	280,368
9	Reitz Union to Hunters Run	62,927	44,318	16,932	46,596	48,371	38,866	44,830	16,982	14,972	18,390	35,417	53,054	441,655
10	Downtown Station to Santa Fe	12,308	9,241	5,432	9,596	9,195	7,929	9,222	6,978	5,258	5,353	8,965	9,346	98,823
11	Downtown Station to Eastwood Meadows	9,566	7,468	7,089	9,062	8,618	8,201	8,374	8,491	6,952	7,698	8,584	7,851	97,954
12	Reitz Union to Butler Plaza	61,371	44,079	23,453	46,823	46,233	39,822	44,488	24,891	22,218	25,956	39,944	47,972	467,250
13	Beaty Towers to CareerSource	49,233	36,428	17,605	36,501	39,741	34,202	40,724	16,750	14,323	16,947	33,460	46,625	382,539
15	Downtown Station to NW 13th St (@ NW 23rd Ave)	23,054	19,546	17,631	21,346	19,691	20,390	20,759	21,556	18,847	19,313	21,269	20,162	243,564
16	Beaty Towers to Sugar Hill	12,436	9,508	6,139	9,742	8,858	8,544	9,702	7,655	7,674	9,732	10,312	10,540	110,842
17	Beaty Towers to Downtown Station	12,387	9,046	5,989	9,896	10,040	8,365	9,921	7,425	6,254	7,252	9,242	9,281	105,098
19	Reitz Union to SW 23rd Terr @ SW 35th Place	904	668	157	1,299	990	853	987	33	-	-	559	1,055	7,505
20	Reitz Union to Oaks Mall	95,974	70,089	35,864	77,928	79,744	67,709	77,050	50,881	45,356	56,389	68,388	85,809	811,181
21	Reitz Union to Cabana Beach	41,193	27,096	9,036	33,805	34,146	24,450	30,420	1,588	-	-	21,570	40,133	263,437
23	Oaks Mall to Santa Fe	11,578	7,896	4,748	8,134	8,173	6,936	8,970	5,699	4,582	4,373	7,248	9,457	87,794
24	Downtown Station to Job Corps	1,610	1,346	1,063	878	780	716	774	925	841	1,109	1,105	980	12,127
25	UF Commuter Lot to Airport	6,441	5,253	3,971	6,322	5,980	5,722	6,276	3,796	4,095	4,523	5,808	8,218	66,405
26	Downtown Station to Airport	10,189	7,936	7,583	11,715	9,617	9,331	10,376	9,658	7,311	8,752	8,244	7,497	108,209
27	Downtown Station to NE Walmart Supercenter	1,133	779	444	820	821	760	834	1,027	950	1,046	1,169	1,022	10,805
28	The Hub to Forest Park	27,771	18,606	6,457	18,608	19,925	15,004	18,659	815	-	-	12,102	24,938	162,885
29	Beaty Towers to Kiwanis Park	8,634	6,014	2,233	6,786	6,442	5,126	6,017	381	-	-	3,385	5,925	50,943
33	Butler Plaza to Midtown	48,775	36,363	15,116	39,752	41,831	32,764	39,013	18,767	17,309	18,309	29,934	40,018	377,951
34	The HUB to Lexington Crossing	30,732	21,141	8,762	24,326	25,222	21,094	23,193	10,496	8,331	11,690	18,236	26,271	229,494
35	Reitz Union to SW 35th Place	73,633	51,313	24,843	60,267	60,804	48,281	55,332	35,377	32,927	39,683	48,400	60,736	591,596
36	Reitz Union to SW 34th St Post Office	14,381	9,883	3,304	10,516	11,811	9,099	10,745	813	-	-	4,389	7,801	82,742
37	Reitz Union to Butler Plaza (via SW 35th Place)	27,880	19,851	8,706	19,541	21,798	17,181	21,278	6,711	5,258	6,898	19,005	29,583	203,690
38	The Hub to Gainesville Place	87,893	59,645	19,351	69,867	73,707	51,687	67,173	19,809	18,433	24,524	49,142	83,924	625,155
39	Santa Fe to Airport	3,656	2,626	1,508	2,159	2,473	2,020	2,891	303	-	-	941	1,970	20,547
40	HUB to Hunters Crossing	5,162	3,350	1,295	3,573	3,918	3,019	3,709	300	-	-	1,996	4,012	30,334
43	Shands to Santa Fe	21,541	15,767	9,505	17,542	17,120	14,759	16,947	12,900	11,871	14,614	17,039	19,048	188,653
46	Reitz Union to Downtown Station	23,754	15,686	5,961	16,881	17,187	13,665	17,266	4,986	3,853	6,018	11,480	18,096	154,833
75	Oaks Mall to Butler Plaza	21,003	17,634	16,313	18,976	17,807	18,511	17,157	18,619	16,525	18,578	20,352	19,537	221,012
76	Santa Fe to Haile Square Market	5,337	3,985	1,882	3,549	3,925	2,945	3,649	298	-	-	1,832	4,331	31,733
77	Santa Fe to Cabana Beach Apts	3,881	2,787	1,296	2,669	2,898	2,200	2,607	230	-	-	-	-	18,568
711	Downtown to E. Meadows	2,508	2,562	2,724	2,368	2,682	3,238	2,627	2,996	3,164	2,847	3,122	3,390	34,228
800X	Santa Fe to Butler Plaza	2,023	1,589	721	1,669	1,727	1,390	1,677	134	-	-	844	1,756	13,530
600	Microtransit E. University Avenue	-	-	-	569	854	1,041	950	1,126	779	937	1,185	954	8,395
601	Microtransit Hawthorne Rd.	-	-	-	508	511	618	573	554	338	273	729	633	4,737
602												280	778	1,058
901	Tricounty route Lake city				2	15	28	30	73	78	113	103	72	514
902	Tricounty route Trenton	-	-	-	13	25	25	19	47	38	74	61	68	370
	City Totals	973,571	708,907	386,108	778,332	786,221	667,115	758,902	429,281	374,335	438,914	651,158	839,106	7,791,950

Route	Campus	Passengers	Passengers	Passengers	Passengers	Passengers	Passengers	Passengers	Passengers	Passengers	Passengers	Passengers	Passengers	FY 2019 Pass.
117	Park-N-Ride 2 (SW 34th St.)	10,270	6,855	1,954	8,504	8,851	6,969	9,119	2,506	2,350	3,328	5,113	7,790	73,609
118	Park-N-Ride 1 (Cultural Plaza)	63,224	41,100	11,127	42,397	45,106	30,759	39,580	1,238	-	-	21,910	49,630	346,071
119	Family Housing	7,066	4,642	1,417	5,253	5,968	4,839	5,834	1,949	1,789	3,404	3,951	6,375	52,487
120	West Circulator (Frat Row)	28,225	19,031	5,708	22,658	24,125	18,092	23,208	2,350	1,799	16,794	16,122	24,006	202,118
121	Commuter Lot	8,891	5,794	2,000	5,098	6,152	3,843	5,559	322	-	-	3,700	7,307	48,666
122	UF North/South Circulator	9,610	6,603	2,037	9,044	9,255	7,079	8,539	1,302	1,165	1,914	5,730	10,036	72,314
125	Lakeside	19,146	12,761	3,764	15,521	16,123	12,113	15,322	4,223	4,085	12,469	12,668	16,483	144,678
126	UF East/West Circulator	13,882	8,059	3,749	8,469	10,636	7,624	9,282	860	378	706	6,273	13,779	83,697
127	East Circulator (Sorority Row)	47,261	28,323	9,370	32,657	35,008	26,258	31,679	4,659	4,234	6,331	17,897	34,663	278,340
128	Reitz Union to Lake Wauburg				166	125	129	191	40	79	198	298	228	1,454
150												847	2,085	2,932
	Campus Totals	207,575	133,168	41,126	149,767	161,349	117,705	148,313	19,449	15,879	45,144	94,509	172,382	1,306,366

Route	Later Gator Service	Passengers	Passengers	Passengers	Passengers	Passengers	Passengers	Passengers	Passengers	Passengers	Passengers	Passengers	FY 2019 Pass.	
300	Later Gator A (Fraternity Row to and from Downtown Station)	1,282	1,721	669	1,060	1,230	1,251	1,579	164		253	1,323	1,427	11,959
301	Later Gator B (SW Gainesville to and from Downtown Station)	1,586	1,424	480	1,279	1,497	1,180	1,246	300		1,078	1,183	1,475	12,728
302	Later Gator C (Oaks Mall to and from Downtown Station)	2,839	2,400	916	2,199	2,359	2,168	2,664	622		1,249	2,186	2,217	21,819
303	Later Gator D (CareerSource to and from Downtown Station)	192	149	70	107	112	128	164	29			160	186	1,297
305	Later Gator F (Butler Plaza to and from Downtown Station)	289	418	112	320	465	334	572	67			240	437	3,254
	Later Gator Totals	6,188	6,112	2,247	4,965	5,663	5,061	6,225	1,182	-	2,580	5,092	5,742	51,057

Other Services Totals	8,686	18,688	-	108			12,882					22,728	63,092
Systemwide Totals	1,196,020	866,875	429,481	933,172	953,233	789,881	926,322	449,912	390,214	486,638	750,759	1,039,958	9,212,465

Fiscal Year 2019-2020
RTS Ridership by Route

Gainesville-RTS Passenger Productivity by Month and Fiscal Year

Monthly Passenger Productivity Report (September 2019)

Route	City	Passengers	Hours	Pass./Hr	FY 2019 Pass.	FY 2019 Hours	FY 2019 Pass./Hr
1	Downtown Station to Butler Plaza	49,474	1,524	32.5	537,313	17,951	29.9
2	Downtown Station to NE Walmart Supercenter	4,310	306	14.1	63,458	3,879	16.4
3	Downtown Station to N Main Post Office	2,192	152	14.4	27,360	1,969	13.9
5	Downtown Station to Oaks Mall	31,518	1,241	25.4	355,345	14,440	24.6
6	Downtown Station to Plaza Verde	6,469	319	20.3	86,117	4,007	21.5
7	Downtown Station to Eastwood Meadows	5,302	277	19.2	73,833	3,471	21.3
8	Shands to North Walmart Supercenter	26,998	1,020	26.5	280,368	12,527	22.4
9	Reitz Union to Hunters Run	53,054	1,309	40.5	441,655	13,404	32.9
10	Downtown Station to Santa Fe	9,346	465	20.1	98,823	5,678	17.4
11	Downtown Station to Eastwood Meadows	7,851	448	17.5	97,954	5,600	17.5
12	Reitz Union to Butler Plaza	47,972	1,307	36.7	467,250	15,999	29.2
13	Beaty Towers to CareerSource	46,625	815	57.2	382,539	8,978	42.6
15	Downtown Station to NW 13th St (@ NW 23rd Ave)	20,162	668	30.2	243,564	8,332	29.2
16	Beaty Towers to Sugar Hill	10,540	406	26.0	110,842	4,937	22.5
17	Beaty Towers to Downtown Station	9,281	266	34.8	105,098	3,333	31.5
19	Reitz Union to SW 23rd Terr @ SW 35th Place	1,055	45	23.3	7,505	324	23.2
20	Reitz Union to Oaks Mall	85,809	1,780	48.2	811,181	20,433	39.7
21	Reitz Union to Cabana Beach	40,133	854	47.0	263,437	7,004	37.6
23	Oaks Mall to Santa Fe	9,457	479	19.7	87,794	5,036	17.4
24	Downtown Station to Job Corps	980	136	7.2	12,127	1,911	6.3
25	UF Commuter Lot to Airport	8,218	284	29.0	66,405	3,553	18.7
26	Downtown Station to Airport	7,497	308	24.3	108,209	3,873	27.9
27	Downtown Station to NE Walmart Supercenter	1,022	110	9.3	10,805	843	12.8
28	The Hub to Forest Park	24,938	697	35.8	162,885	5,504	29.6
29	Beaty Towers to Kiwanis Park	5,925	203	29.2	50,943	1,676	30.4
33	Butler Plaza to Midtown	40,018	1,277	31.3	377,951	13,862	27.3
34	The HUB to Lexington Crossing	26,271	836	31.4	229,494	9,274	24.7
35	Reitz Union to SW 35th Place	60,736	1,434	42.4	591,596	16,665	35.5
36	Reitz Union to SW 34th St Post Office	7,801	387	20.2	82,742	3,140	26.4
37	Reitz Union to Butler Plaza (via SW 35th Place)	29,583	694	42.7	203,690	5,525	36.9
38	The Hub to Gainesville Place	83,924	1,114	75.3	625,155	9,296	67.2
39	Santa Fe to Airport	1,970	172	11.5	20,547	1,556	13.2
40	HUB to Hunters Crossing	4,012	311	12.9	30,334	2,568	11.8
43	Shands to Santa Fe	19,048	772	24.7	188,653	9,604	19.6
46	Reitz Union to Downtown Station	18,096	336	53.8	154,833	3,392	45.6
75	Oaks Mall to Butler Plaza	19,537	880	22.2	221,012	9,684	22.8
76	Santa Fe to Haile Square Market	4,331	189	22.9	31,733	1,574	20.2
77	Santa Fe to Cabana Beach Apts				18,568	1,062	17.5
711	Downtown to E. Meadows	3,390	148	22.8	34,228	1,814	18.9
800X	Santa Fe to Butler Plaza	1,756	188	9.3	13,530	1,567	8.6
600	Microtransit E. University Avenue	954	136	7.0	8,395	878	9.6
601	Microtransit Hawthorne Rd.	633	140	4.5	4,737	882	5.4
602	Microtransit City of Gainesville Southeast	778	140	5.6	1,058	210	5.0
901	Tricounty route Lake city	72	170	0.4	514	538	1.0
902	Tricounty route Trenton	68	164	0.4	370	534	0.7
City totals		839,106	24,908	33.7	7,791,950	268,291	29.0

Route	Campus	Passengers	Hours	Pass./Hr	FY 2019 Pass.	FY 2019 Hours	FY 2019 Pass./Hr
117	Park-N-Ride 2 (SW 34th St.)	7,790	231	33.7	73,609	2,479	29.7
118	Park-N-Ride 1 (Cultural Plaza)	49,630	824	60.2	346,071	6,825	50.7
119	Family Housing	6,375	198	32.3	52,487	2,168	24.2
120	West Circulator (Fraternity Row)	24,006	409	58.7	202,118	4,628	43.7
121	Commuter Lot	7,307	401	18.2	48,666	3,345	14.6
122	UF North/South Circulator	10,036	377	26.6	72,314	3,700	19.5
125	Lakeside	16,483	361	45.7	144,678	4,246	34.1
126	UF East/West Circulator	13,779	641	21.5	83,697	5,579	15.0
127	East Circulator (Sorority Row)	34,663	409	84.8	278,340	4,062	68.5
128	Reitz Union to Lake Wauburg	228	32	7.2	1,454	238	6.1
150	UF Campus to Haile Plantation	2,085	439	4.7	2,932	670	4.4
Campus totals		172,382	4,321	39.9	1,306,366	37,940	34.4

Route	Later Gator Service	Passengers	Hours	Pass./Hr	FY 2019 Pass.	FY 2019 Hours	FY 2019 Pass./Hr
300	Later Gator A (Fraternity Row to and from Downtown Station)	1,427	148	9.6	11,959	2,143	5.6
301	Later Gator B (SW Gainesville to and from Downtown Station)	1,475	174	8.5	12,728	1,847	6.9
302	Later Gator C (Oaks Mall to and from Downtown Station)	2,217	203	10.9	21,819	2,028	10.8
303	Later Gator D (CareerSource to and from Downtown Station)	186	47	4.0	1,297	364	3.6
305	Later Gator F (Butler Plaza to and from Downtown Station)	437	46	9.5	3,254	402	8.1
Later Gator Totals		5,742	619	9.3	51,057	6,783	7.5

Route	Other Services	Passengers	Hours	Pass./Hr	FY 2019 Pass.	FY 2019 Hours	FY 2019 Pass./Hr
198-203	Gator Aider	22,728	1,505		63,092	4,258	
Other Services Totals		22,728	1,505		63,092	4,258	
System-wide Totals		1,039,958	31,352	33.2	9,212,465	317,272	29.0

Gainesville-RTS Passenger Productivity by Month and Fiscal Year

Monthly Passenger Productivity Report September 2019)

Year Comparisons	City	%Change	Campus	%Change	Later Gator	%Change	Special Service	%Change	Total	%Change
Sep-14	1,025,988	-18%	217,660	-21%	20,230	-72%	10,771	111%	1,274,649	-18%
Sep-15	969,958	-13%	214,401	-20%	16,039	-64%	23,714	-4%	1,224,112	-15%
Sep-16	897,486	-7%	210,215	-18%	14,394	-60%	23,973	-5%	1,146,068	-9%
Sep-17	771,557	9%	145,962	18%	10,565	-46%	13,192	72%	941,276	10%
Sep-18	874,361	-4%	186,566	-8%	6,201	-7%	24,154	-6%	1,091,282	-5%
Sep-19	839,106	NA	172,382	NA	5,742	NA	22,728	NA	1,039,958	NA

Year to Date Comparisons	City	%Change	Campus	%Change	Later Gator	%Change	Special Service	%Change	Total	%Change
FY2014	9,152,696	-15%	1,463,963	-11%	197,774	-74%	44,027	43%	10,858,460	-15%
FY2015	8,559,140	-9%	1,536,976	-15%	155,132	-67%	42,186	50%	10,293,434	-11%
FY2016	8,090,731	-4%	1,488,558	-12%	118,812	-57%	55,647	13%	9,753,748	-6%
FY2017	7,838,383	-1%	1,479,113	-12%	97,581	-48%	28,860	119%	9,443,937	-2%
FY2018	7,908,545	-1%	1,333,790	-2%	57,258	-11%	51,885	22%	9,351,478	-1%
FY2019	7,791,950	NA	1,306,366	NA	51,057	NA	63,092	NA	9,212,465	NA

Service	Rev. Days	Passengers	Passengers (Avg.)
Weekdays	19	953,638	50,191
Reduced Service Days	1	8,804	8,804
Saturdays	4	58,993	14,748
Sundays	5	16,356	3,271
Holiday	1	2,167	2167

1,039,958

Gainesville-RTS Passenger Productivity by Month and Fiscal Year

Weekday Passenger Productivity Report (September 2019)

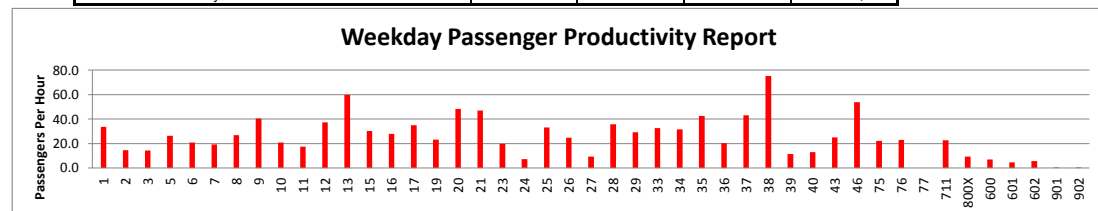
Route	City	Passengers	Hours	Pass./Hr	FY 2019 Pass.	FY 2019 Hours	FY 2019 Pass./Hr
1	Downtown Station to Butler Plaza	43,861	1,307	33.6	479,678	15,601	30.7
2	Downtown Station to NE Walmart Supercenter	3,718	253	14.7	55,346	3,240	17.1
3	Downtown Station to N Main Post Office	2,192	152	14.4	27,360	1,969	13.9
5	Downtown Station to Oaks Mall	27,618	1,045	26.4	311,200	12,255	25.4
6	Downtown Station to Plaza Verde	6,195	299	20.7	82,451	3,747	22.0
7	Downtown Station to Eastwood Meadows	5,302	277	19.2	73,833	3,471	21.3
8	Shands to North Walmart Supercenter	25,022	929	26.9	258,092	11,464	22.5
9	Reitz Union to Hunters Run	53,054	1,309	40.5	441,655	13,404	32.9
10	Downtown Station to Santa Fe	8,996	431	20.9	93,641	5,291	17.7
11	Downtown Station to Eastwood Meadows	7,851	448	17.5	97,954	5,600	17.5
12	Reitz Union to Butler Plaza	43,692	1,174	37.2	427,006	14,485	29.5
13	Beaty Towers to CareerSource	45,711	764	59.9	369,786	8,407	44.0
15	Downtown Station to NW 13th St (@ NW 23rd Ave)	17,345	575	30.1	210,244	7,279	28.9
16	Beaty Towers to Sugar Hill	9,837	353	27.9	101,644	4,347	23.4
17	Beaty Towers to Downtown Station	9,281	266	34.8	105,098	3,333	31.5
19	Reitz Union to SW 23rd Terr @ SW 35th Place	1,055	45	23.3	7,505	324	23.2
20	Reitz Union to Oaks Mall	74,789	1,548	48.3	734,932	17,976	40.9
21	Reitz Union to Cabana Beach	40,133	854	47.0	263,437	7,004	37.6
23	Oaks Mall to Santa Fe	9,457	479	19.7	87,794	5,036	17.4
24	Downtown Station to Job Corps	980	136	7.2	12,127	1,911	6.3
25	UF Commuter Lot to Airport	7,005	211	33.1	53,030	2,704	19.6
26	Downtown Station to Airport	7,370	298	24.7	106,173	3,794	28.0
27	Downtown Station to NE Walmart Supercenter	1,022	110	9.3	10,805	843	12.8
28	The Hub to Forest Park	24,938	697	35.8	162,885	5,504	29.6
29	Beaty Towers to Kiwanis Park	5,925	203	29.2	50,943	1,676	30.4
33	Butler Plaza to Midtown	37,507	1,155	32.5	358,344	12,419	28.9
34	The HUB to Lexington Crossing	26,271	836	31.4	229,494	9,274	24.7
35	Reitz Union to SW 35th Place	56,640	1,334	42.5	555,078	15,515	35.8
36	Reitz Union to SW 34th St Post Office	7,801	387	20.2	82,742	3,140	26.4
37	Reitz Union to Butler Plaza (via SW 35th Place)	26,224	608	43.2	181,494	4,645	39.1
38	The Hub to Gainesville Place	83,924	1,114	75.3	625,155	9,296	67.2
39	Santa Fe to Airport	1,970	172	11.5	20,547	1,556	13.2
40	HUB to Hunters Crossing	4,012	311	12.9	30,334	2,568	11.8
43	Shands to Santa Fe	19,008	762	25.0	186,836	9,525	19.6
46	Reitz Union to Downtown Station	18,096	336	53.8	154,833	3,392	45.6
75	Oaks Mall to Butler Plaza	17,076	776	22.0	193,025	8,482	22.8
76	Santa Fe to Haile Square Market	4,331	189	22.9	31,733	1,574	20.2
77	Santa Fe to Cabana Beach Apts				18,568	1,062	17.5
711	Downtown to E. Meadows	1,167	51	22.7	11,736	699	16.8
800X	Santa Fe to Butler Plaza	1,756	188	9.3	13,530	1,567	8.6
600	Microtransit E. University Avenue	954	136	7.0	8,395	878	9.6
601	Microtransit Hawthorne Rd.	633	140	4.5	4,737	882	5.4
602	Microtransit City of Gainesville Southeast	778	140	5.6	1,058	210	5.0
901	Tricity route Lake city	72	170	0.4	514	538	1.0
902	Tricity route Trenton	68	164	0.4	370	534	0.7
City totals		790,637	22,194	35.6	7,333,142	248,425	29.5

Route	Campus	Passengers	Hours	Pass./Hr	FY 2019 Pass.	FY 2019 Hours	FY 2019 Pass./Hr
117	Park-N-Ride 2 (SW 34th St.)	7,790	231	33.7	73,609	2,479	29.7
118	Park-N-Ride 1 (Cultural Plaza)	49,630	824	60.2	346,071	6,825	50.7
119	Family Housing	6,375	198	32.3	52,487	2,168	24.2
120	West Circulator (Fraternity Row)	24,006	409	58.7	202,118	4,628	43.7
121	Commuter Lot	7,307	401	18.2	48,666	3,345	14.6
122	UF North/South Circulator	10,036	377	26.6	72,314	3,700	19.5
125	Lakeside	16,483	361	45.7	144,678	4,246	34.1
126	UF East/West Circulator	10,797	467	23.1	65,073	4,269	15.2
127	East Circulator (Sorority Row)	34,663	409	84.8	278,340	4,062	68.5
150	UF Campus - Haile Plantation	2,085	439	41.1	2,932	670	4.4
Campus totals		169,172	4,116	41.1	1,286,288	36,392	35.3

Route	Later Gator Service	Passengers	Hours	Pass./Hr	FY 2019 Pass.	FY 2019 Hours	FY 2019 Pass./Hr
300	Later Gator A (Fraternity Row to and from Downtown Station)	878	96	9.2	7,074	1,389	5.1
301	Later Gator B (SW Gainesville to and from Downtown Station)	711	102	6.9	7,317	1,203	6.1
302	Later Gator C (Oaks Mall to and from Downtown Station)	1,044	128	8.2	13,186	1,352	9.8
Later Gator Totals		2,633	326	8.1	27,577	3,944	7.0

Route	Other Services	Passengers	Hours	Pass./Hr	FY 2019 Pass.	FY 2019 Hours	FY 2019 Pass./Hr
98-99	Special Services	-	-	-	-	-	-
198-203	Gator Aider	-	-	-	-	-	-
Other Services Totals		-	-	-	-	-	0.0
Systemwide Totals		962,442	26,636	36.1	8,647,007	288,761	29.9

Service	Rev. Days	FY Rev. Days	Day	Average Ridership
Weekdays	19	216	Weekday	50,191
Reduced Service Days	1	36	Reduced Service	8,804



Gainesville-RTS Passenger Productivity by Month and Fiscal Year
Saturday Monthly Passenger Productivity Report September 2019

Route	City	Passengers	Hours	Pass./Hr	FY 2019 Pass.	FY 2019 Hours	FY 2019 Pass./Hr
1	Downtown Station to Butler Plaza	3,322	133	25.0	35,417	1,602	22.1
2	Downtown Station to NE Walmart Supercenter	501	43	11.6	7,070	561	12.6
5	Downtown Station to Oaks Mall	2,602	147	17.8	28,212	1,697	16.6
6	Downtown to Plaza Verde	274	20	13.7	3,666	260	14.1
8	Shands to North Walmart Supercenter	1,179	47	24.9	12,402	615	20.2
10	Downtown Station to Santa Fe	309	24	13.0	4,169	308	13.5
12	Reitz Union to Butler Plaza	3,098	91	34.0	29,672	1,079	27.5
13	Beaty Towers to CareerSource	398	23	17.6	5,312	294	18.1
15	Downtown Station to NW 13th St (@ NW 23rd Ave)	1,819	43	41.8	20,558	565	36.4
16	Beaty Towers to Sugar Hill	303	23	13.2	4,386	298	14.7
20	Reitz Union to Oaks Mall	7,978	147	54.3	48,703	1,704	28.6
25	UF Cultural Plaza to Airport	776	37	20.8	8,079	485	16.7
33	Butler Plaza to Midtown	2,042	82	25.0	12,035	1,026	11.7
35	Reitz Union to SW 35th Place	2,759	50	55.2	20,467	650	31.5
37	Reitz Union to Butler Plaza	2,224	48	46.1	13,842	487	28.4
75	Oaks Mall to Butler Plaza	1,422	55	25.7	16,990	719	23.6
711	Downtown Station to Eastwood Meadows	1,141	53	21.6	13,782	668	20.6
City Totals		32,147	1,066	30.2	284,762	13,019	21.9

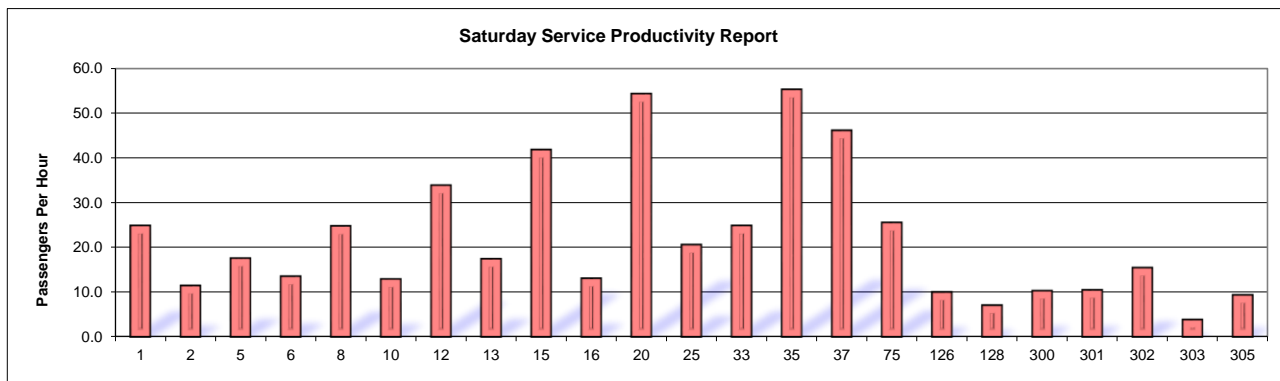
Route	Campus	Passengers	Hours	Pass./Hr	FY 2019 Pass.	FY 2019 Hours	FY 2019 Pass./Hr
126	UF East/West Circulator (Saturday)	781	77	10.1	9,242	597	15.5
128	Reitz Union to Lake Wauburg	228	32	7.2	1,454	238	6.1
Campus Totals		1,009	109	9.3	10,696	835	12.8

Route	Later Gator Service	Passengers	Hours	Pass./Hr	FY 2019 Pass.	FY 2019 Hours	FY 2019 Pass./Hr
300	Later Gator A (Fraternity Row to and from Downtown Station)	549	53	10.4	4,885	754	6.5
301	Later Gator B (SW Gainesville to and from Downtown Station)	764	72	10.6	5,411	644	8.4
302	Later Gator C (Oaks Mall to and from Downtown Station)	1,173	75	15.6	8,633	676	12.8
303	Later Gator D (CareerSource to and from Downtown Station)	186	47	4.0	1,297	364	3.6
305	Later Gator F (Butler Plaza to and from Downtown Station)	437	46	9.5	3,254	402	8.1
Later Gator Totals		3,109	293	10.6	23,480	2,839	8.3

Route	Other Services	Passengers	Hours	Pass./Hr	FY 2019 Pass.	FY 2019 Hours	FY 2019 Pass./Hr
198-203	Gator Aider*	22,728	-	-	63,092	-	-
Other Services Totals		22,728	-	-	63,092	-	-
System-wide Totals		58,993	1,467	40.2	382,030	16,692	22.9

Service	Rev. Days
Saturdays	4

Service Day	Average Ridership
Saturday	14,748



Gainesville-RTS Passenger Productivity by Month and Fiscal Year
Sunday Monthly Passenger Productivity Report (September 2019)

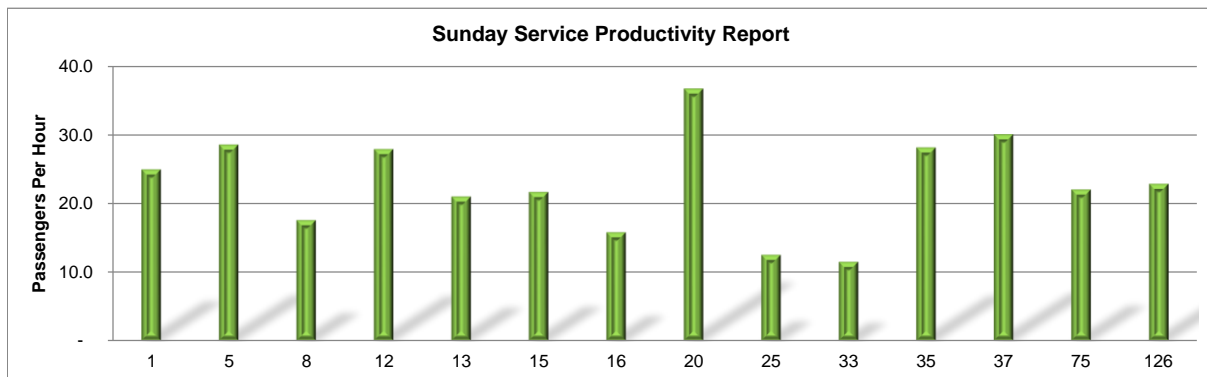
Route	City	Passengers	Hours	Pass./Hr	FY 2019 Pass.	FY 2019 Hours	FY 2019 Pass./Hr
1	Downtown Station to Butler Plaza	1,850	74	24.9	16,066	668	24.1
5	Downtown Station to Oaks Mall	1,124	39	28.6	11,768	409	28.8
8	Shands to North Walmart Supercenter	687	39	17.5	6,953	408	17.0
12	Downtown Station to Eastwood Meadows	1,182	42	27.9	10,572	435	24.3
13	Reitz Union to Butler Plaza	399	19	21.0	3,937	199	19.8
15	Beaty Towers to CareerSource	852	39	21.7	9,402	409	23.0
16	Downtown Station to NW 13th St (@ NW 23rd Ave)	316	20	15.8	3,450	208	16.6
20	Beaty Towers to Sugar Hill	2,725	74	36.7	20,149	667	30.2
25	UF Cultural Plaza to Airport	437	35	12.5	5,296	364	14.5
33	Butler Plaza to Midtown	469	41	11.5	7,572	417	18.2
35	Reitz Union to SW 35th Place	1,140	41	28.1	10,347	421	24.6
37	Reitz Union to Butler Plaza	1,135	38	30.1	8,354	393	21.3
75	Oaks Mall to Butler Plaza	856	39	22.0	8,005	405	19.8
711	Downtown Station to Eastwood Meadows	983	39	25.1	7,751	407	19.1
City Totals		14,155	580	24.4	129,622	5,809	22.3

Route	Campus	Passengers	Hours	Pass./Hr	FY 2019 Pass.	FY 2019 Hours	FY 2019 Pass./Hr
126	UF East/West Circulator	2,201	96	22.8	9,382	713	13.2
Campus Totals		2,201	96	23	9,382	713	13

Route	Other Services	Passengers	Hours	Pass./Hr	FY 2019 Pass.	FY 2019 Hours	FY 2019 Pass./Hr
Other Services Totals		-	-	-	-	-	-
System-wide Totals		16,356	676	24.2	139,004	6,522	21.3

Service	Rev. Days
Sunday	5

Service Day	Average Ridership
Sunday	3,271



Gainesville-RTS Passenger Productivity by Month and Fiscal Year
Holiday Monthly Passenger Productivity Report (September 2019)

Route	City	Passengers	Hours	Pass./Hr	FY 2019 Pass.	FY 2019 Hours	FY 2019 Pass./Hr
1	Downtown to Butler Plaza: via Archer RD	441	10	44.5	6,152	79	77.5
2	Downtown to Walmart Supercenter	91	10	9.3	1,042	78	13.3
5	Downtown to Oaks Mall (via University Ave)	174	10	17.6	4,165	79	52.7
8	Shands to Northwood Village.	110	5	22.5	2,921	39	74.8
10	Downtown to Santa Fe	41	10	4.1	1,013	79	12.8
13	Beaty Towers to FloridaWorks	117	10	11.9	3,504	79	44.5
15	Downtown to Gainesville Mall (via NE 15th St.)	146	10	14.8	3,360	79	42.6
16	Beaty Towers to Sugar Hill	84	11	8.0	1,362	84	16.2
20	Reitz Union to Oaks Mall (via 20th Ave)	317	11	29.5	7,397	86	86.0
26	Downtown to FDOT-Airport	127	10	12.9	2,036	79	25.8
35	Reitz Union to Homestead Apts.	197	10	19.9	5,704	79	72.2
43	UF- Health to Santa Fe	40	10	4.1	1,817	79	23.0
75	Oaks Mall to Butler Plaza	183	10	18.6	2,992	79	38.1
711	Downtown to E. Meadows	99	5	19.8	959	40	24.0
City Totals		2,167	130	16.7	44,424	1,038	42.8
Other Services Totals		-	-	-	-	-	-
System-wide Totals		2,167	130	16.7	44,424	1,038	42.8

Service	Rev. Days
Holiday	1

Service Day	Average Ridership
Holiday	2,167