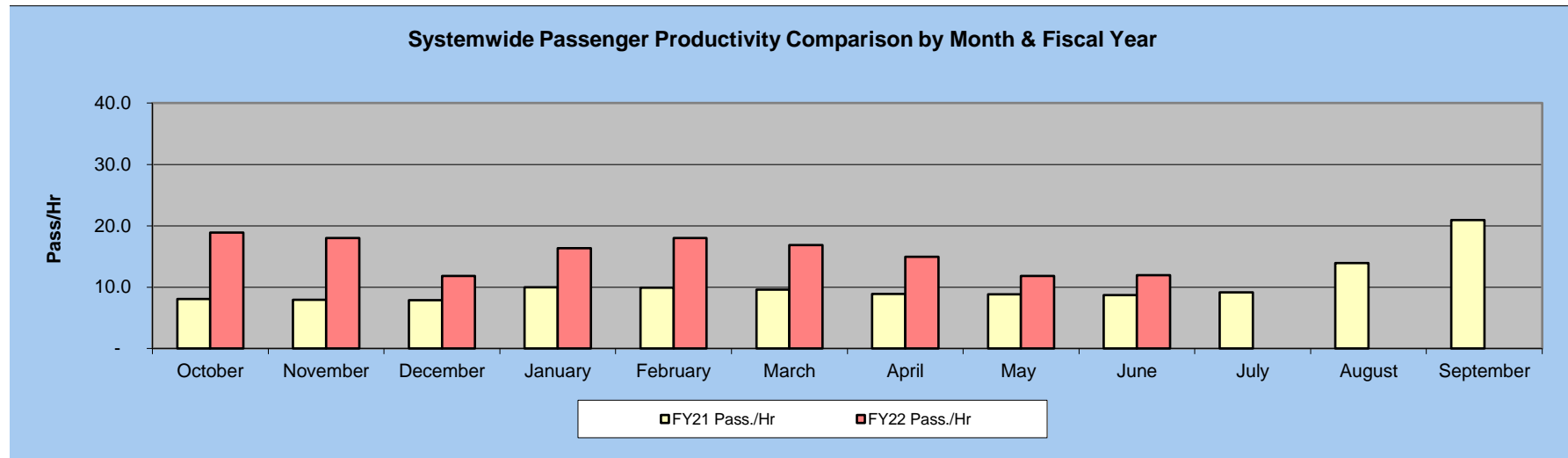


Gainesville-RTS Passenger Productivity by Month and Fiscal Year

FY '22			
Monthly Passenger Productivity Report Summary			
Month	Passenger Trips	Revenue Hours	FY22 Pass./Hr
October	482,933	25,572	18.9
November	397,344	22,070	18.0
December	251,285	21,303	11.8
January	381,211	23,357	16.3
February	437,556	24,357	18.0
March	404,728	24,027	16.8
April	372,973	24,982	14.9
May	216,197	18,307	11.8
June	225,663	18,884	11.9
July			
August			
September			
FY 22YTD	3,169,890	202,860	15.6
YTD Δ%	73%	-2%	76%

FY'21			
Monthly Passenger Productivity Report Summary			
Month	Passenger Trips	Revenue Hours	FY21 Pass./Hr
October	222,536	27,712	8.0
November	172,817	21,755	7.9
December	157,887	20,122	7.8
January	214,722	21,545	10.0
February	240,983	24,386	9.9
March	259,025	27,055	9.6
April	230,714	26,019	8.9
May	161,005	18,195	8.8
June	168,965	19,385	8.7
July	186,275	20,316	9.2
August	337,389	24,253	13.9
September	568,160	27,183	20.9
FY 21 YTD	1,828,654	206,174	8.9
Totals FY'21	2,920,478	277,927	10.5



Note : Cancelled Runs data.
Rebid November 2021.

Reviewed by: _____ Date: _____

Reviewed by: _____ Date: _____

Fiscal Year 2022 Ridership by Route

October 1, 2021 to September 30, 2022

		October	November	December	January	February	March	April	May	June	July	August	September	FY TOTAL
Route	City	Passengers	Passengers	Passengers	Passengers	Passengers	Passengers	Passengers	Passengers	Passengers	Passengers	Passengers	Passengers	FY 2022 Pass.
1	Downtown Station to Butler Plaza	24,956	20,475	20,100	20,632	22,011	24,642	23,995	24,412	24,315				205,538
2	Downtown Station to NE Walmart Supercenter	2,973	2,939	2,665	2,375	2,249	2,291	2,230	3,870	3,900				25,492
3	Downtown Station to N Main Post Office	2,210	2,346	2,223	2,098	2,079	1,962	1,990	1,318	1,179				17,405
5	Downtown Station to Oaks Mall	19,771	16,905	15,100	11,914	17,593	18,794	17,876	15,115	14,586				147,654
6	Downtown Station to Plaza Verde	3,971	3,031	4,210	3,637	3,809	4,389	3,750	2,908	3,199				32,904
7	Downtown Station to Eastwood Meadows	3,624	2,661	2,895	2,898	3,088	2,944	3,390	3,493	3,152				28,145
8	Shands to North Walmart Supercenter	15,257	12,833	9,836	12,690	14,855	14,718	14,362	10,996	10,342				115,889
9	Reitz Union to Hunters Run	26,184	25,425	12,283	19,996	27,414	23,499	20,591	8,177	9,064				172,633
10	Downtown Station to Santa Fe	5,751	5,415	3,641	5,209	5,926	5,367	5,899	5,576	4,109				46,893
11	Downtown Station to Eastwood Meadows	5,813	5,595	5,722	6,186	6,157	6,714	6,234	5,674	5,539				53,634
12	Reitz Union to Butler Plaza	27,098	24,798	15,456	24,998	29,317	26,291	25,100	14,008	15,970				203,036
13	Beaty Towers to CareerSource	10,286	9,198	5,926	9,461	9,902	9,172	8,132	5,731	6,143				73,951
15	Downtown Station to NW 13th St (@ NW 23rd Ave)	14,012	11,672	11,414	12,899	12,480	13,002	13,063	13,528	13,297				115,367
16	Beaty Towers to Sugar Hill	3,969	3,911	4,163	4,222	4,233	4,536	4,665	3,796	4,539				38,034
17	Beaty Towers to Downtown Station	4,091	3,570	3,504	3,876	3,950	4,045	3,948	4,163	4,339				35,486
20	Reitz Union to Oaks Mall	46,568	40,093	21,520	29,295	45,140	39,114	35,266	19,739	21,324				298,059
21	Reitz Union to Cabana Beach	21,148	12,416	5,945	13,954	13,088	10,349	8,064	-	-				84,964
23	Oaks Mall to Santa Fe	3,250	2,893	2,011	2,378	3,423	3,270	3,536	2,792	2,392				25,945
24	Downtown Station to Job Corps	650	524	505	633	678	574	489	640	483				5,176
25	UF Commuter Lot to Airport	2,444	2,168	1,735	2,179	2,508	2,712	2,673	2,037	2,229				20,685
26	Downtown Station to Airport	5,939	6,407	6,594	4,328	4,906	5,550	5,790	6,023	7,429				52,966
27	Downtown Station to NE Walmart Supercenter	612	551	644	601	615	585	570	638	553				5,369
28	The Hub to Forest Park	9,582	4,728	2,233	4,769	5,143	4,795	4,273	-	-				35,523
33	Butler Plaza to Midtown	22,151	20,135	9,539	17,418	25,105	22,133	19,139	6,974	6,992				149,586
34	The HUB to Lexington Crossing	10,927	9,268	5,244	12,456	12,180	11,262	10,387	4,535	5,043				81,302
35	Reitz Union to SW 35th Place	32,792	24,004	14,684	27,295	26,962	24,332	22,799	13,515	15,746				202,129
36	Reitz Union to SW 34th St Post Office	4,479	1,483	1,098	1,553	1,533	1,512	1,349	-	-				13,007
37	Reitz Union to Butler Plaza (via SW 35th Place)	9,468	7,534	3,926	10,840	10,375	9,640	8,417	3,348	3,391				66,939
38	The Hub to Gainesville Place	39,805	29,203	12,378	30,051	30,754	26,644	22,309	5,140	5,304				201,588
40	HUB to Hunters Crossing	1,475	1,102	465	1,175	1,485	1,238	1,098	-	48				8,086
43	Shands to Santa Fe	9,994	8,398	5,416	8,009	8,473	8,752	8,171	6,217	6,520				69,950
46	Reitz Union to Downtown Station	5,187	3,850	2,106	4,067	4,327	3,810	4,219	1,317	1,545				30,428
75	Oaks Mall to Butler Plaza	13,186	11,907	12,859	9,962	12,813	13,242	12,928	12,905	13,712				113,514
76	Santa Fe Haile Square Market	1,685	1,898	811	1,789	2,444	2,143	2,848	-	-				
711	Downtown to E. Meadows	1,609	1,235	1,148	1,493	1,534	1,671	1,651	1,666	1,624				13,631
800	Santa Fe to Butler Plaza	801	833	428	914	929	822	994	-	-				5,721
600	Microtransit E. University Avenue	413	427	395	522	567	531	537	603	422				4,417
601	Microtransit Hawthorne Rd.	360	411	412	652	638	585	664	501	332				4,555
602	Microtransit SW 15th Street	417	185	163	210	258	279	285	237	-				2,034
	City Totals	414,908	342,427	231,397	329,634	380,941	357,911	333,681	211,592	218,762	-	-	-	2,807,635

Route	Campus	Passengers	Passengers	Passengers	Passengers	Passengers	Passengers	Passengers	Passengers	Passengers	Passengers	Passengers	Passengers	FY 2022 Pass.
118	Park-N-Ride 1 (Cultural Plaza)	24,804	18,561	7,759	20,099	23,052	18,426	14,933	-					127,634
119	Family Housing	2,447	2,121	1,086	2,423	2,370	1,870	1,165	678	1,082				15,242
121	Commuter Lot	2,319	1,007	493	1,401	1,410	1,223	1,069	-					8,922
122	UF North/South Circulator	5,073	4,970	2,458	5,816	6,037	5,710	4,810	483	769				36,126
125	Lakeside	19,392	11,817	4,244	14,083	15,266	12,516	10,711	1,472	2,764				92,265
126	UF East/West Circulator	1,003	589	476	1,289	1,530	1,069	1,188	246	371				7,761
127	East Circulator (Sorority Row)	5,802	4,564	2,406	4,828	5,244	4,246	3,853	587	759				32,289
150	UF Campus - Haile Plantation	1,671	1,486	966	1,638	1,706	1,757	1,563	1,139	1,156				13,082
	Campus Totals	62,511	45,115	19,888	51,577	56,615	46,817	39,292	4,605	6,901	-	-	-	333,321

Other Services Totals	5,514	9,802	-	-										15,316
Systemwide Totals	482,933	397,344	251,285	381,211	437,556	404,728	372,973	216,197	225,663	-	-	-	-	3,156,272

Gainesville-RTS Passenger Productivity by Month and Fiscal Year
Monthly Passenger Productivity Report (JUNE 2022)

Route	City	Passengers	Hours	Pass./Hr	FY'22 Pass.	FY'22 Hours	FY'22 Pass./Hr
1	Downtown Station to Butler Plaza	24,315	1,286	18.9	205,538	11,186	18.4
2	Downtown Station to NE Walmart Supercenter	3,900	317	12.3	25,492	2,998	8.5
3	Downtown Station to N Main Post Office	1,179	167	7.1	17,405	1,430	12.2
5	Downtown Station to Oaks Mall	14,586	1,014	14.4	147,654	10,069	14.7
6	Downtown Station to Plaza Verde	3,199	348	9.2	32,904	2,823	11.7
7	Downtown Station to Eastwood Meadows	3,152	304	10.4	28,145	2,570	10.9
8	Shands to North Walmart Supercenter	10,342	1,033	10.0	115,889	9,284	12.5
9	Reitz Union to Hunters Run	9,064	861	10.5	172,633	8,408	20.5
10	Downtown Station to Santa Fe	4,109	468	8.8	46,893	4,346	10.8
11	Downtown Station to Eastwood Meadows	5,539	488	11.4	53,634	4,126	13.0
12	Reitz Union to Butler Plaza	15,970	1,138	14.0	203,036	10,744	18.9
13	Beaty Towers to CareerSource	6,143	590	10.4	73,951	5,423	13.6
15	Downtown Station to NW 13th St (@ NW 23rd Ave)	13,297	717	18.5	115,367	6,156	18.7
16	Beaty Towers to Sugar Hill	4,539	397	11.4	38,034	3,682	10.3
17	Beaty Towers to Downtown Station	4,339	293	14.8	35,486	2,438	14.6
20	Reitz Union to Oaks Mall	21,324	1,281	16.7	298,059	13,262	22.5
21	Reitz Union to Cabana Beach	-	-		84,964	3,178	26.7
23	Oaks Mall to Santa Fe	2,392	319	7.5	25,945	3,968	6.5
24	Downtown Station to Job Corps	483	119	4.1	5,176	1,189	4.4
25	UF Commuter Lot to Airport	2,229	298	7.5	20,685	2,593	8.0
26	Downtown Station to Airport	7,429	339	21.9	52,966	2,874	18.4
27	Downtown Station to NE Walmart Supercenter	553	120	4.6	5,369	1,021	5.3
28	The Hub to Forest Park		-		35,523	2,415	14.7
33	Butler Plaza to Midtown	6,992	794	8.8	149,586	9,448	15.8
34	The HUB to Lexington Crossing	5,043	653	7.7	81,302	6,636	12.3
35	Reitz Union to SW 35th Place	15,746	1,142	13.8	202,129	10,368	19.5
36	Reitz Union to SW 34th St Post Office		-		13,007	1,715	7.6
37	Reitz Union to Butler Plaza (via SW 35th Place)	3,391	264	12.8	66,939	3,814	17.6
38	The Hub to Gainesville Place	5,304	364	14.6	201,588	6,727	30.0
40	HUB to Hunters Crossing	48	-		8,086	1,519	5.3
43	Shands to Santa Fe	6,520	816	8.0	69,950	7,111	9.8
46	Reitz Union to Downtown Station	1,545	169	9.1	30,428	2,629	11.6
75	Oaks Mall to Butler Plaza	13,712	951	14.4	113,514	7,721	14.7
76	Santa Fe to Haile Square Market		-		13,618	1,182	11.5
711	Downtown to E. Meadows	1,624	145	11.2	13,631	1,337	10.2
800	Santa Fe to Butler Plaza		-		5,721	1,309	4.4
600	Microtransit E. University Avenue	422	152	2.8	4,417	1,253	3.5
601	Microtransit Hawthorne Rd.	332	154	2.2	4,555	1,236	3.7
602	Microtransit SE 15th Street-SE 35th Street	-	154	0.0	2,034	1,246	1.6
	City totals	218,762	17,654	12.4	2,821,253	181,434	15.5

Route	Campus	Passengers	Hours	Pass./Hr	FY'22 Pass.	FY'22 Hours	FY'22 Pass./Hr
118	Park-N-Ride 1 (Cultural Plaza)		-		127,634	3,840	33.2
119	Family Housing	1,082	168	6.4	15,242	1,655	9.2
121	Commuter Lot		-		8,922	1,590	5.6
122	UF North/South Circulator	769	166	4.6	36,126	2,793	12.9
125	Lakeside	2,764	336	8.2	92,265	4,225	21.8
126	UF East/West Circulator	371	94	4.0	7,761	1,482	5.2
127	East Circulator (Sorority Row)	759	176	4.3	32,289	2,981	10.8
150	UF Campus - Haile Plantation	1,156	291	4.0	13,082	2,859	4.6
	Campus totals	6,901	1,230	5.6	333,321	21,426	15.6

Route	Other Services	Passengers	Hours	Pass./Hr	FY'22 Pass.	FY'22 Hours	FY'22 Pass./Hr
98-99	Special Services				-	-	
198-203	Gator Aider	-	0.00		15,316	-	
	Other Services Totals	-	-		15,316	-	
	System-wide Totals	225,663	18,884	11.9	3,169,890	202,860	15.6

Gainesville-RTS Passenger Productivity by Month and Fiscal Year

Monthly Passenger Productivity Report JUNE 2022

Year Comparisons	City	%Change	Campus	%Change	Later Gator	%Change	Special Service	%Change	Total	%Change
Jun-17	418,133	-48%	27,201	-75%	652				445,986	-49%
Jun-18	399,960	-45%	21,114	-67%	-				421,074	-46%
Jun-19	374,335	-42%	15,879	-57%	-				390,214	-42%
Jun-20	146,196	50%	173	3889%					146,369	54%
Jun-21	163,389	34%	5,576	24%	-				168,965	34%
Jun-22	218,762	NA	6,901	NA			-	NA	225,663	NA

Year to Date Comparisons	City	%Change	Campus	%Change	Later Gator	%Change	Special Service	%Change	Total	%Change
FY2017	5,983,967	-53%	1,199,324	-72%	76,530	-100%	15,668	-2%	7,275,489	-56%
FY2018	5,955,175	-53%	997,952	-67%	43,432	-100%	27,731	-45%	7,024,290	-55%
FY2019	5,862,772	-52%	994,331	-66%	37,643	-100%	40,364	-62%	6,935,110	-54%
FY2020	4,273,592	-34%	731,725	-54%	27,084	-100%	27,916	-45%	5,060,317	-37%
FY2021	1,730,504	63%	89,538	272%	8,612	-100%	-		1,828,654	73%
FY'22	2,821,253	NA	333,321	NA			15,316	NA	3,169,890	NA

Service	Rev. Days	Passengers	Passengers (Avg.)
Weekdays	17	172,179	10,128
Reduced Service Days	5	38,523	7,705
Saturdays	4	10,100	2,525
Sundays	4	4,484	1,121
Holiday	0	-	0

225,286

Covid-19

Gainesville-RTS Passenger Productivity by Month and Fiscal Year
Weekday Passenger Productivity Report (JUNE 2022)

Route	City	Passengers	Hours	Pass./Hr	FY'22 Pass.	FY'22 Hours	FY'22 Pass./Hr
1	Downtown Station to Butler Plaza	22,364	1,154	19.4	183,498	9,803	18.7
2	Downtown Station to NE Walmart Supercenter	3,623	274	13.2	22,963	2,539	9.0
3	Downtown Station to N Main Post Office	1,179	167	7.1	17,405	1,430	12.2
5	Downtown Station to Oaks Mall	12,917	892	14.5	129,446	8,672	14.9
6	Downtown Station to Plaza Verde	3,020	328	9.2	31,370	2,652	11.8
7	Downtown Station to Eastwood Meadows	3,152	304	10.4	28,145	2,570	10.9
8	Shands to North Walmart Supercenter	9,718	954	10.2	109,175	8,489	12.9
9	Reitz Union to Hunters Run	9,064	861	10.5	172,633	8,408	20.5
10	Downtown Station to Santa Fe	3,944	444	8.9	45,189	4,072	11.1
11	Downtown Station to Eastwood Meadows	5,539	488	11.4	53,634	4,126	13.0
12	Reitz Union to Butler Plaza	14,768	1,034	14.3	186,523	9,610	19.4
13	Beaty Towers to CareerSource	5,853	552	10.6	71,308	5,010	14.2
15	Downtown Station to NW 13th St (@ NW 23rd Ave)	11,829	642	18.4	101,352	5,384	18.8
16	Beaty Towers to Sugar Hill	4,262	358	11.9	35,767	3,255	11.0
17	Beaty Towers to Downtown Station	4,339	293	14.8	35,486	2,438	14.6
20	Reitz Union to Oaks Mall	20,219	1,157	17.5	276,594	11,712	23.6
21	Reitz Union to Cabana Beach	-	-		84,964	3,178	26.7
23	Oaks Mall to Santa Fe	2,392	319	7.5	25,945	3,968	6.5
24	Downtown Station to Job Corps	483	119	4.1	5,176	1,189	4.4
25	UF Commuter Lot to Airport	1,589	233	6.8	14,547	1,970	7.4
26	Downtown Station to Airport	7,429	339	21.9	52,451	2,824	18.6
27	Downtown Station to NE Walmart Supercenter	553	120	4.6	5,369	1,021	5.3
28	The Hub to Forest Park	-	-		35,523	2,415	14.7
33	Butler Plaza to Midtown	6,507	690	9.4	143,977	8,375	17.2
34	The HUB to Lexington Crossing	5,043	653	7.7	81,302	6,636	12.3
35	Reitz Union to SW 35th Place	14,834	1,060	14.0	190,862	9,537	20.0
36	Reitz Union to SW 34th St Post Office	-	-		13,007	1,715	7.6
37	Reitz Union to Butler Plaza (via SW 35th Place)	2,506	198	12.7	55,536	3,098	17.9
38	The Hub to Gainesville Place	5,304	364	14.6	201,588	6,727	30.0
40	HUB to Hunters Crossing	48	-		8,086	1,519	5.3
43	Shands to Santa Fe	6,520	816	8.0	69,746	7,062	9.9
46	Reitz Union to Downtown Station	1,545	169	9	30,428	2,629	11.6
75	Oaks Mall to Butler Plaza	12,254	865	14.2	99,785	6,857	14.6
76	Santa Fe to Haile Square Market	-	-		13,618	1,182	11.5
711	Downtown to E. Meadows	627	66	9.6	4,014	502	8.0
800	Santa Fe to Butler Plaza	-	-		5,721	1,309	4.4
600	Microtransit E. University Avenue	422	152	2.8	4,417	1,253	3.5
601	Microtransit Hawthorne Rd.	332	154	2.2	4,555	1,236	3.7
602	Microtransit City Southeast area	-	154	0.0	2,034	1,246	1.6
	City totals	204,178	16,372	12.5	2,653,139	167,618	15.8

Route	City	Passengers	Hours	Pass./Hr	FY'22 Pass.	FY'22 Hours	FY'22 Pass./Hr
118	Park-N-Ride 1 (Cultural Plaza)	-	-		127,634	3,840	33.2
119	Family Housing	1,082	168	6.4	15,242	1,655	9.2
121	Commuter Lot	-	-		8,922	1,590	5.6
122	UF North/South Circulator	769	166	4.6	36,126	2,793	12.9
125	Lakeside	2,764	336	8.2	92,265	4,225	21.8
126	UF East/West Circulator	371	94	4.0	4,841	787	6.2
127	East Circulator (Sorority Row)	759	176	4.3	32,289	2,981	10.8
150	UF Campus - Haile Plantation	1,156	291	4.0	13,082	2,859	4.6
	Campus totals	6,901	1,230	5.6	330,401	20,731	15.9

Route	City	Passengers	Hours	Pass./Hr	FY'22 Pass.	FY'22 Hours	FY'22 Pass./Hr
98-99	Special Services	-	-		-	-	
198-203	Gator Aider	-	-	-	-	-	-
	Other Services Totals	-	-	-	-	-	0.0
	Systemwide Totals	211,079	17,602	12.0	2,983,540	188,349	15.8

Service	Rev. Days	FY Rev. Days	Average Day by Service	Passengers (Avg)
Weekdays	17	167	Average Weekday Ride	10,128
Reduced Service Days	5	21	Average Reduced Serv	7,705
Indicates route not in operation				

Gainesville-RTS Passenger Productivity by Month and Fiscal Year
Saturday Monthly Passenger Productivity Report (JUNE 2022)

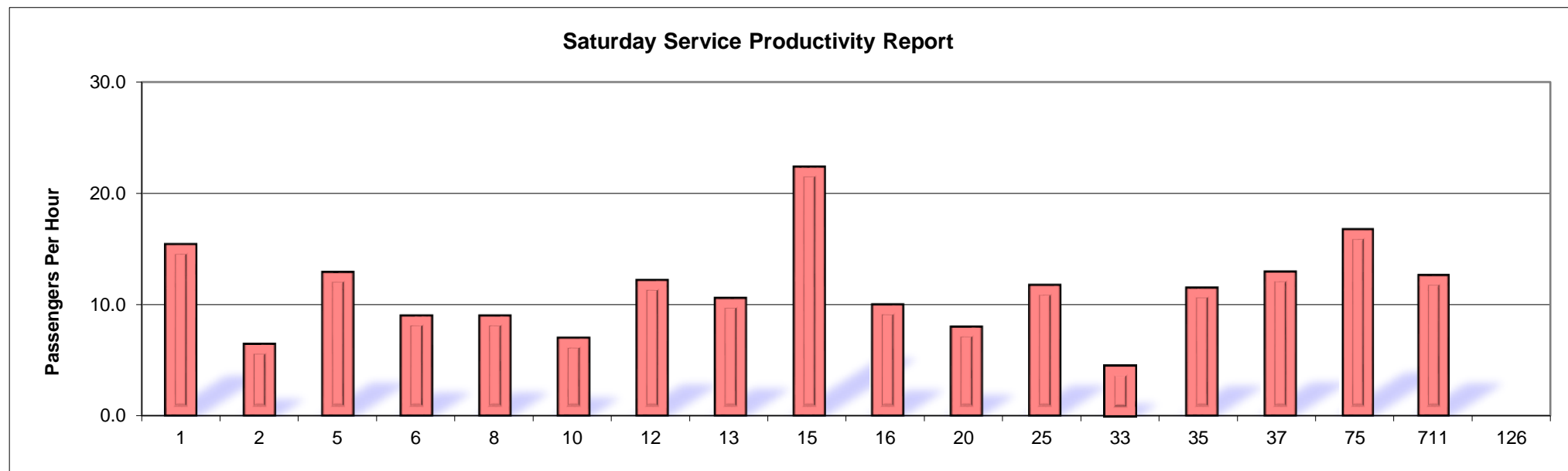
Route	City	Passengers	Hours	Pass./Hr	FY'22 Pass.	FY'22 Hours	FY'22 Pass./Hr
1	Downtown Station to Butler Plaza	1,533	100	15.3	14,403	990	14.5
2	Downtown Station to NE Walmart Supercenter	277	43	6.4	2,232	410	5.4
5	Downtown Station to Oaks Mall	1,170	91	12.9	11,799	1,056	11.2
6	Downtown to Plaza Verde	179	20	9.0	1,534	171	9.0
8	Shands to North Walmart Supercenter	424	47	9.0	3,832	450	8.5
10	Downtown Station to Santa Fe	165	24	7.0	1,467	225	6.5
12	Reitz Union to Butler Plaza	861	71	12.1	12,143	813	14.9
13	Beaty Towers to CareerSource	238	23	10.5	1,514	215	7.1
15	Downtown Station to NW 13th St (@ NW 23rd Ave)	970	43	22.3	7,531	413	18.2
16	Beaty Towers to Sugar Hill	228	23	9.9	1,280	218	5.9
20	Reitz Union to Oaks Mall	732	92	8.0	13,307	977	13.6
25	UF Cultural Plaza to Airport	436	37	11.7	3,592	355	10.1
33	Butler Plaza to Midtown	323	72	4.5	3,838	756	5.1
35	Reitz Union to SW 35th Place	573	50	11.5	6,774	473	14.3
37	Reitz Union to Butler Plaza	465	36	12.9	6,376	422	15.1
75	Oaks Mall to Butler Plaza	924	55	16.7	8,094	526	15.4
711	Downtown Station to Eastwood Meadows	602	48	12.6	5,954	491	12.1
	City Totals	10,100	875	11.5	105,670	8,958	11.8

Route	Campus	Passengers	Hours	Pass./Hr	FY'22 Pass.	FY'22 Hours	FY'22 Pass./Hr
126	UF East/West Circulator (Saturday)	0	-	#DIV/0!	1,737	462	3.8
	Campus Totals	-	-	#DIV/0!	1,737	462	3.8

Route	Other Services	Passengers	Hours	Pass./Hr	FY'22 Pass.	FY'22 Hours	FY'22 Pass./Hr
98-99	Special Services			-	-	-	
198-203	Gator Aider*	-	-		15,316	-	
	Other Services Totals	-	-		15,316	-	
	System-wide Totals	10,100	875	11.5	122,723	9,421	13.0

Service	Rev. Days
Saturdays	4

Average Day by Service	Passengers
Average Saturday Ridership	2,525



Gainesville-RTS Passenger Productivity by Month and Fiscal Year
Sunday Monthly Passenger Productivity Report JUNE 2022

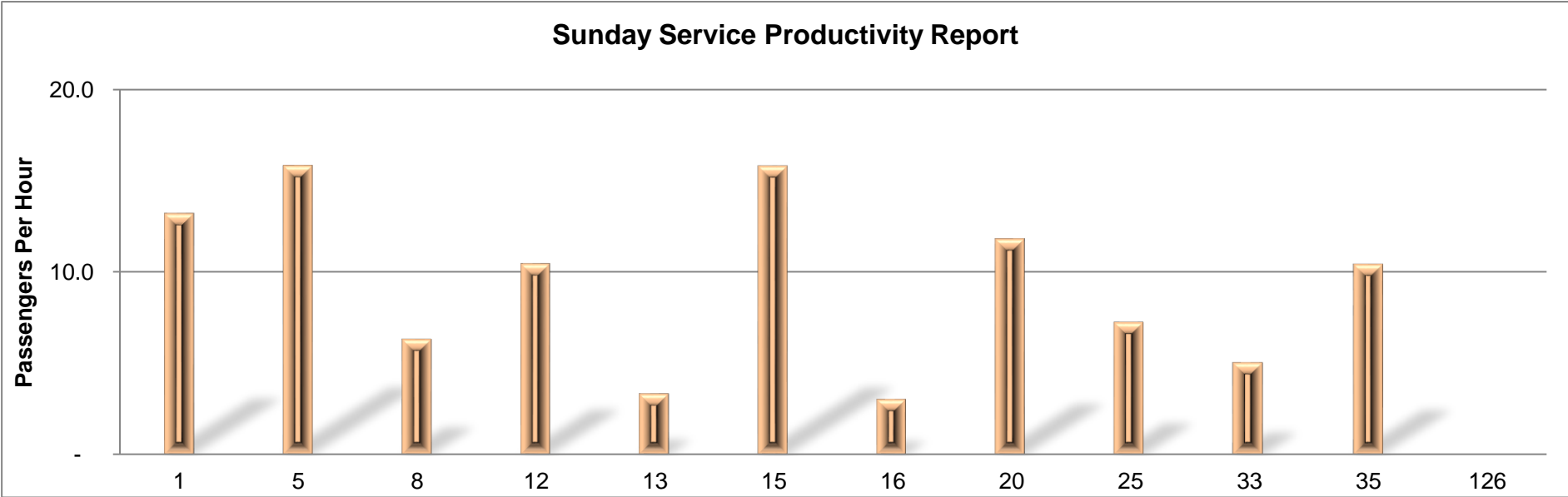
Route	City	Passengers	Hours	Pass./Hr	FY'22 Pass.	FY'22 Hours	FY'22 Pass./Hr
1	Downtown Station to Butler Plaza	418	32	13.2	6,123	343	17.8
5	Downtown Station to Oaks Mall	499	31	15.9	5,164	307	16.8
8	Shands to North Walmart Supercenter	200	32	6.3	2,376	306	7.8
12	Downtown Station to Eastwood Meadows	341	32	10.5	4,370	321	13.6
13	Reitz Union to Butler Plaza	52	16	3.4	927	149	6.2
15	Beaty Towers to CareerSource	498	31	15.8	5,436	307	17.7
16	Downtown Station to NW 13th St (@ NW 23rd Ave)	49	16	3.1	831	156	5.3
20	Beaty Towers to Sugar Hill	373	31	11.8	7,257	523	13.9
25	UF Cultural Plaza to Airport	204	28	7.3	2,546	269	9.5
33	Butler Plaza to Midtown	162	32	5.1	1,771	317	5.6
35	Reitz Union to SW 35th Place	339	32	10.5	3,488	308	11.3
37	Reitz Union to Butler Plaza	420	30	13.9	5,027	294	17.1
75	Oaks Mall to Butler Plaza	534	31	17.2	4,741	303	15.6
711	Downtown Station to Eastwood Meadows	395	31	12.6	3,053	305	10.0
City Totals		4,484	407	11	53,110	4,209	13

Route	City	Passengers	Hours	Pass./Hr	FY'22 Pass.	FY'22 Hours	FY'22 Pass./Hr
126	UF East/West Circulator	-	-	#DIV/0!	1,183	232	5.1
Campus Totals		-	-	#DIV/0!	1,183	232	5

Route	City	Passengers	Hours	Pass./Hr	FY'22 Pass.	FY'22 Hours	FY'22 Pass./Hr
98-99	Special Services			-	-	-	
198-203	Gator Aider*			-	-	-	-
Other Services Totals		-	-	-	-	-	-
System-wide Totals		4,484	407	11.0	54,293	4,442	12.2

Service	Rev. Days
Sunday	4

Average Day by Service	Passengers
Average Sunday Ridership	1,121



Gainesville-RTS Passenger Productivity by Month and Fiscal Year
Holiday Monthly Passenger Productivity Report (JUNE 2022)

Route	City	Passengers	Hours	Pass./Hr	FY'22 Pass.	FY'22 Hours	FY 2022 Pass./Hr
1	Downtown to Butler Plaza: via Archer RD	-	-		1,514	50	30.5
2	Downtown to Walmart Supercenter	-	-		297	49	6.1
5	Downtown to Oaks Mall (via University Ave)	-	-		1,245	34	36.2
8	Shands to Northwood Village.	-	-		506	40	12.8
10	Downtown to Santa Fe	-	-		237	49	4.8
13	Beaty Towers to FloridaWorks	-	-		202	49	4.1
15	Downtown to Gainesville Mall (via NE 15th St.)	-	-		1,048	51	20.5
16	Beaty Towers to Sugar Hill	-	-		156	53	2.9
20	Reitz Union to Oaks Mall (via 20th Ave)	-	-		901	51	17.7
26	Downtown to FDOT-Airport	-	-		515	49	10.4
35	Reitz Union to Homestead Apts.	-	-		1,005	49	20.3
43	UF- Health to Santa Fe	-	-		204	49	4.1
75	Oaks Mall to Butler Plaza	-	-		894	35	25.8
711	Downtown to E. Meadows	-	-		610	40	15.4
	City Totals	-	-		9,334	649	14.4
	Other Services Totals	-	-	-	-	-	-
	System-wide Totals	-	-		9,334	649	14.4

Service	Rev. Days
Holidays	0

Average Day by Service	Passengers
Average Holiday Ridership	

Jun-22								
Ridership by Route and Farebox Key								
Route		SF Students	%	SF Staff	%	Monthly TOTAL	Ridership TOTALS	% SF
1	Downtown Station to Butler Plaza	651	90.79%	66	9.21%	717	24,315	2.9%
2	Downtown Station to NE Walmart Supercenter	339	100.00%	0	0.00%	339	3,900	8.7%
3	Downtown Station to N Main Post Office	46	100.00%	0	0.00%	46	1,179	3.9%
5	Downtown Station to Oaks Mall	812	98.66%	11	1.34%	823	14,586	5.6%
6	Downtown Station to Plaza Verde	77	97.47%	2	2.53%	79	3,199	2.5%
7	Downtown Station to Eastwood Meadows	79	96.34%	3	3.66%	82	3,152	2.6%
8	Shands to North Walmart Supercenter	371	98.41%	6	1.59%	377	10,342	3.6%
9	Reitz Union to Hunters Run	89	95.70%	4	4.30%	93	9,064	1.0%
10	Downtown Station to Santa Fe	1,436	99.93%	1	0.07%	1,437	4,109	35.0%
11	Downtown Station to Eastwood Meadows	137	99.28%	1	0.72%	138	5,539	2.5%
12	Reitz Union to Butler Plaza	489	98.99%	5	1.01%	494	15,970	3.1%
13	Beaty Towers to CareerSource	85	97.70%	2	2.30%	87	6,143	1.4%
15	Downtown Station to NW 13th St (@ NW 23rd Ave)	319	97.85%	7	2.15%	326	13,297	2.5%
16	Beaty Towers to Sugar Hill	104	97.20%	3	2.80%	107	4,539	2.4%
17	Beaty Towers to Downtown Station	112	98.25%	2	1.75%	114	4,339	2.6%
20	Reitz Union to Oaks Mall	1,427	98.28%	25	1.72%	1,452	21,324	6.8%
21	Reitz union to Cabana Beach Apt	0	#DIV/0!	0	#DIV/0!	0	0	#DIV/0!
23	Oaks Mall to Santa Fe	1,102	98.13%	21	1.87%	1,123	2,392	46.9%
24	Downtown Station to Job Corps	7	100.00%	0	0.00%	7	483	1.4%
25	UF Commuter Lot to Airport	30	100.00%	0	0.00%	30	2,229	1.3%
26	Downtown Station to Airport	156	97.50%	4	2.50%	160	7,429	2.2%
27	Downtown Station to NE Walmart Supercenter	13	92.86%	1	7.14%	14	553	2.5%
28	The Hub to Forest Park		#DIV/0!		#DIV/0!	0	0	#DIV/0!
33	Butler Plaza to Midtown	129	99.23%	1	0.77%	130	6,992	1.9%
34	The HUB to Lexington Crossing	174	99.43%	1	0.57%	175	5,043	3.5%
35	Reitz Union to SW 35th Place	306	91.62%	28	8.38%	334	15,746	2.1%
36	Reitz Union to SW 34th St Post Office		#DIV/0!		#DIV/0!	0	0	#DIV/0!
37	Reitz Union to Butler Plaza (via SW 35th Place)	53	92.98%	4	7.02%	57	3,391	1.7%
38	The Hub to Gainesville Place	39	100.00%	0	0.00%	39	5,304	0.7%
40	HUB to Hunters Crossing	0	#DIV/0!	0	#DIV/0!	0	48	0.0%
43	Shands to Santa Fe	1,165	99.66%	4	0.34%	1,169	6,520	17.9%
46	Reitz Union to Downtown Station	19	100.00%	0	0.00%	19	1,545	1.2%
75	Oaks Mall to Butler Plaza	790	98.63%	11	1.37%	801	13,712	5.8%
76	Santa fe to Haile Square Market		#DIV/0!		#DIV/0!	0	0	#DIV/0!
118	Park-N-Ride 1 (Cultural Plaza)		#DIV/0!		#DIV/0!	0	0	#DIV/0!
119	Family Housing	0	#DIV/0!	0	#DIV/0!	0	1,082	0.0%
121	Commuter Lot		#DIV/0!		#DIV/0!	0	0	#DIV/0!
122	UF North/South Circulator	0	#DIV/0!	0	#DIV/0!	0	769	0.0%
125	Lakeside	1	50.00%	1	50.00%	2	2,764	0.1%
126	UF East/West Circulator	0	#DIV/0!	0	#DIV/0!	0	371	0.0%
127	East Circulator (Sorority Row)	0	#DIV/0!	0	#DIV/0!	0	759	0.0%
150								
711	Downtown Station to Eastwood Meadows	29	100.00%	0	0.00%	29	1,624	1.8%
800	Santa Fe to Butler Plaza		#DIV/0!		#DIV/0!	0	0	#DIV/0!
Total		10,586	98.02%	214	1.98%	10,800	223,753	4.83%

Jun-22								
Ridership by Route and Farebox Key								
Route		UF Students	%	UF Staff	%	Monthly TOTAL	Ridership TOTALS	% UF
1	Downtown Station to Butler Plaza	8,500	91.87%	752	8.13%	9,252	24,315	38.1%
2	Downtown Station to NE Walmart Supercenter	237	94.42%	14	5.58%	251	3,900	6.4%
3	Downtown Station to N Main Post Office	104	90.43%	11	9.57%	115	1,179	9.8%
5	Downtown Station to Oaks Mall	3,920	95.70%	176	4.30%	4,096	14,586	28.1%
6	Downtown Station to Plaza Verde	162	92.05%	14	7.95%	176	3,199	5.5%
7	Downtown Station to Eastwood Meadows	96	38.71%	152	61.29%	248	3,152	7.9%
8	Shands to North Walmart Supercenter	3,169	83.95%	606	16.05%	3,775	10,342	36.5%
9	Reitz Union to Hunters Run	8,320	98.78%	103	1.22%	8,423	9,064	92.9%
10	Downtown Station to Santa Fe	560	91.95%	49	8.05%	609	4,109	14.8%
11	Downtown Station to Eastwood Meadows	340	84.58%	62	15.42%	402	5,539	7.3%
12	Reitz Union to Butler Plaza	12,996	98.78%	161	1.22%	13,157	15,970	82.4%
13	Beaty Towers to CareerSource	2,890	99.38%	18	0.62%	2,908	6,143	47.3%
15	Downtown Station to NW 13th St (@ NW 23rd Ave)	445	90.08%	49	9.92%	494	13,297	3.7%
16	Beaty Towers to Sugar Hill	874	92.49%	71	7.51%	945	4,539	20.8%
17	Beaty Towers to Downtown Station	963	95.35%	47	4.65%	1,010	4,339	23.3%
20	Reitz Union to Oaks Mall	13,851	96.13%	557	3.87%	14,408	21,324	67.6%
21	Reitz union to Cabana Beach Apt	0	#DIV/0!	0	#DIV/0!	0	0	#DIV/0!
23	Oaks Mall to Santa Fe	184	90.20%	20	9.80%	204	2,392	8.5%
24	Downtown Station to Job Corps	29	50.00%	29	50.00%	58	483	12.0%
25	UF Commuter Lot to Airport	655	98.64%	9	1.36%	664	2,229	29.8%
26	Downtown Station to Airport	206	55.68%	164	44.32%	370	7,429	5.0%
27	Downtown Station to NE Walmart Supercenter	19	79.17%	5	20.83%	24	553	4.3%
28	The Hub to Forest Park		#DIV/0!		#DIV/0!	0	0	#DIV/0!
33	Butler Plaza to Midtown	5,798	97.58%	144	2.42%	5,942	6,992	85.0%
34	The HUB to Lexington Crossing	4,315	99.15%	37	0.85%	4,352	5,043	86.3%
35	Reitz Union to SW 35th Place	9,251	97.39%	248	2.61%	9,499	15,746	60.3%
36	Reitz Union to SW 34th St Post Office		#DIV/0!		#DIV/0!	0	0	#DIV/0!
37	Reitz Union to Butler Plaza (via SW 35th Place)	2,434	99.27%	18	0.73%	2,452	3,391	72.3%
38	The Hub to Gainesville Place	5,106	99.44%	29	0.56%	5,135	5,304	96.8%
40	HUB to Hunters Crossing	40	97.56%	1	2.44%	41	48	85.4%
43	Shands to Santa Fe	2,438	85.66%	408	14.34%	2,846	6,520	43.7%
46	Reitz Union to Downtown Station	988	90.39%	105	9.61%	1,093	1,545	70.7%
75	Oaks Mall to Butler Plaza	725	90.74%	74	9.26%	799	13,712	5.8%
			#DIV/0!		#DIV/0!	0	0	#DIV/0!
118	Park-N-Ride 1 (Cultural Plaza)		#DIV/0!		#DIV/0!	0	0	#DIV/0!
119	Family Housing	1,077	99.63%	4	0.37%	1,081	1,082	99.9%
121	Commuter Lot		#DIV/0!		#DIV/0!	0	0	#DIV/0!
122	UF North/South Circulator	756	100.00%	0	0.00%	756	769	98.3%
125	Lakeside	2,661	97.79%	60	2.21%	2,721	2,764	98.4%
126	UF East/West Circulator	338	100.00%	0	0.00%	338	371	91.1%
127	East Circulator (Sorority Row)	680	100.00%	0	0.00%	680	759	89.6%
150	UF Campus to Haile Plantation		0.00%	929	100.00%	929	1,156	80.4%
711	Downtown Station to Eastwood Meadows	121	99.18%	1	0.82%	122	1,624	7.5%
800	Santa Fe to Butler Plaza		#DIV/0!		#DIV/0!	0	0	#DIV/0!
Total		95,248	94.89%	5,127	5.11%	100,375	224,909	44.63%

Jun-22							
Ridership by Route and Farebox Key							
Route		Key A 18-Under	%	Key B 65-Up	%	Monthly TOTAL	Ridership TOTALS
1	Downtown Station to Butler Plaza	1437	40.07%	2149	59.93%	3,586	24,315
2	Downtown Station to NE Walmart Supercenter	691	60.72%	447	39.28%	1,138	3,900
3	Downtown Station to N Main Post Office	146	42.32%	199	57.68%	345	1,179
5	Downtown Station to Oaks Mall	1278	42.42%	1735	57.58%	3,013	14,586
6	Downtown Station to Plaza Verde	115	22.16%	404	77.84%	519	3,199
7	Downtown Station to Eastwood Meadows	707	63.24%	411	36.76%	1,118	3,152
8	Shands to North Walmart Supercenter	803	39.89%	1210	60.11%	2,013	10,342
9	Reitz Union to Hunters Run	55	63.22%	32	36.78%	87	9,064
10	Downtown Station to Santa Fe	449	54.36%	377	45.64%	826	4,109
11	Downtown Station to Eastwood Meadows	1452	70.55%	606	29.45%	2,058	5,539
12	Reitz Union to Butler Plaza	171	44.65%	212	55.35%	383	15,970
13	Beaty Towers to CareerSource	316	38.40%	507	61.60%	823	6,143
15	Downtown Station to NW 13th St (@ NW 23rd Ave)	1950	50.18%	1936	49.82%	3,886	13,297
16	Beaty Towers to Sugar Hill	242	44.08%	307	55.92%	549	4,539
17	Beaty Towers to Downtown Station	507	55.11%	413	44.89%	920	4,339
20	Reitz Union to Oaks Mall	722	62.56%	432	37.44%	1,154	21,324
21	Reitz union to Cabana Beach Apt	0	#DIV/0!	0	#DIV/0!	0	0
23	Oaks Mall to Santa Fe	361	75.37%	118	24.63%	479	2,392
24	Downtown Station to Job Corps	62	43.97%	79	56.03%	141	483
25	UF Commuter Lot to Airport	10	5.26%	180	94.74%	190	2,229
26	Downtown Station to Airport	667	38.03%	1087	61.97%	1,754	7,429
27	Downtown Station to NE Walmart Supercenter	54	32.93%	110	67.07%	164	553
28	The Hub to Forest Park		#DIV/0!		#DIV/0!	0	0
33	Butler Plaza to Midtown	149	53.02%	132	46.98%	281	6,992
34	The HUB to Lexington Crossing	73	42.94%	97	57.06%	170	5,043
35	Reitz Union to SW 35th Place	1433	73.26%	523	26.74%	1,956	15,746
36	Reitz Union to SW 34th St Post Office		#DIV/0!		#DIV/0!	0	0
37	Reitz Union to Butler Plaza (via SW 35th Place)	120	44.12%	152	55.88%	272	3,391
38	The Hub to Gainesville Place	14	70.00%	6	30.00%	20	5,304
40	HUB to Hunters Crossing	1	50.00%	1	50.00%	2	48
43	Shands to Santa Fe	248	42.18%	340	57.82%	588	6,520
46	Reitz Union to Downtown Station	79	44.38%	99	55.62%	178	1,545
75	Oaks Mall to Butler Plaza	2549	59.21%	1756	40.79%	4,305	13,712
76	Santa fe to Haile Square Market		#DIV/0!		#DIV/0!	0	0
118	Park-N-Ride 1 (Cultural Plaza)		#DIV/0!		#DIV/0!	0	0
119	Family Housing	0	#DIV/0!	0	#DIV/0!	0	1,082
121	Commuter Lot		#DIV/0!		#DIV/0!	0	0
122	UF North/South Circulator	3	100.00%	0	0.00%	3	769
125	Lakeside	3	100.00%	0	0.00%	3	2,764
126	UF East/West Circulator	0	0.00%	7	100.00%	7	371
127	East Circulator (Sorority Row)	0	0.00%	27	100.00%	27	759
150							
711	Downtown Station to Eastwood Meadows	469	73.17%	172	26.83%	641	1,624
800	Santa Fe to Butler Plaza		#DIV/0!		#DIV/0!	0	0
Total		17,336	51.60%	16,263	48.40%	33,599	223,753

Third Quarter						
Ridership by Route and Farebox Key						
Route		Key A 18-Under	%	Key B 65-Up	%	Ridership TOTALS
1	Downtown Station to Butler Plaza	4406	6.06%	6371	8.76%	72,722
2	Downtown Station to NE Walmart Supercenter	2031	20.31%	1097	10.97%	10,000
3	Downtown Station to N Main Post Office	867	19.32%	554	12.35%	4,487
5	Downtown Station to Oaks Mall	3867	8.13%	4507	9.47%	47,577
6	Downtown Station to Plaza Verde	662	6.72%	1185	12.02%	9,857
7	Downtown Station to Eastwood Meadows	2895	28.85%	1285	12.81%	10,035
8	Shands to North Walmart Supercenter	3584	10.04%	3482	9.75%	35,700
9	Reitz Union to Hunters Run	157	0.41%	184	0.49%	37,832
10	Downtown Station to Santa Fe	3061	19.64%	1008	6.47%	15,584
11	Downtown Station to Eastwood Meadows	4673	26.78%	1987	11.39%	17,447
12	Reitz Union to Butler Plaza	554	1.01%	743	1.35%	55,078
13	Beaty Towers to CareerSource	808	4.04%	1470	7.35%	20,006
15	Downtown Station to NW 13th St (@ NW 23rd Ave)	5220	13.09%	5192	13.02%	39,888
16	Beaty Towers to Sugar Hill	622	4.78%	872	6.71%	13,000
17	Beaty Towers to Downtown Station	1117	8.97%	1190	9.56%	12,450
20	Reitz Union to Oaks Mall	1997	2.62%	1169	1.53%	76,329
21	Reitz union to Cabana Beach Apt	10	0.12%	23	0.29%	8,064
23	Oaks Mall to Santa Fe	1664	19.08%	436	5.00%	8,720
24	Downtown Station to Job Corps	377	23.39%	243	15.07%	1,612
25	UF Commuter Lot to Airport	35	0.50%	553	7.97%	6,939
26	Downtown Station to Airport	2084	10.83%	2387	12.41%	19,242
27	Downtown Station to NE Walmart Supercenter	283	16.07%	306	17.38%	1,761
28	The Hub to Forest Park	31	0.73%	62	1.45%	4,273
33	Butler Plaza to Midtown	337	1.02%	319	0.96%	33,105
34	The HUB to Lexington Crossing	172	0.86%	255	1.28%	19,965
35	Reitz Union to SW 35th Place	4765	9.15%	1404	2.70%	52,060
36	Reitz Union to SW 34th St Post Office	7	0.52%	22	1.63%	1,349
37	Reitz Union to Butler Plaza (via SW 35th Place)	385	2.54%	429	2.83%	15,156
38	The Hub to Gainesville Place	45	0.14%	24	0.07%	32,753
40	HUB to Hunters Crossing	50	4.36%	20	1.75%	1,146
43	Shands to Santa Fe	688	3.29%	949	4.54%	20,908
46	Reitz Union to Downtown Station	182	2.57%	343	4.84%	7,081
75	Oaks Mall to Butler Plaza	7531	19.04%	4666	11.80%	39,545
76	Santa fe to Haile Square Market	856	30.06%	40	1.40%	2,848
118	Park-N-Ride 1 (Cultural Plaza)	20	0.13%	5	0.03%	14,933
119	Family Housing	3	0.10%	0	0.00%	2,925
121	Commuter Lot	0	0.00%	0	0.00%	1,069
122	UF North/South Circulator	10	0.16%	6	0.10%	6,062
125	Lakeside	5	0.03%	2	0.01%	14,947
126	UF East/West Circulator	6	0.33%	40	2.22%	1,805
127	East Circulator (Sorority Row)	37	0.71%	96	1.85%	5,199
150		0		0		0
711	Downtown Station to Eastwood Meadows	1253	25.36%	653	13.22%	4,941
800	Santa Fe to Butler Plaza	42	4.23%	63	6.34%	994
Total		57,399	7.12%	45,642	5.66%	806,400

Gainesville-RTS Passenger Ranks
Monthly Report (JUNE 2022)

Route	City	Passengers	Pass./Hr	Rank of Passenger	Productivity
1	Downtown Station to Butler Plaza	24,315	19	1	2
2	Downtown Station to NE Walmart Supercenter	3,900	12	19	12
3	Downtown Station to N Main Post Office	1,179	7	28	29
5	Downtown Station to Oaks Mall	14,586	14	5	8
6	Downtown Station to Plaza Verde	3,199	9	21	20
7	Downtown Station to Eastwood Meadows	3,152	10	22	18
8	Shands to North Walmart Supercenter	10,342	10	8	19
9	Reitz Union to Hunters Run	9,064	11	9	16
10	Downtown Station to Santa Fe	4,109	9	18	23
11	Downtown Station to Eastwood Meadows	5,539	11	13	14
12	Reitz Union to Butler Plaza	15,970	14	3	9
13	Beaty Towers to CareerSource	6,143	10	12	17
15	Downtown Station to NW 13th St (@ NW 23rd Ave)	13,297	19	7	3
16	Beaty Towers to Sugar Hill	4,539	11	16	13
17	Beaty Towers to Downtown Station	4,339	15	17	5
20	Reitz Union to Oaks Mall	21,324	17	2	4
21	Reitz Union to Cabana Beach	-			
23	Oaks Mall to Santa Fe	2,392	8	24	27
24	Downtown Station to Job Corps	483	4	34	34
25	UF Commuter Lot to Airport	2,229	7	25	28
26	Downtown Station to Airport	7,429	22	10	1
27	Downtown Station to NE Walmart Supercenter	553	5	33	32
28	The Hub to Forest Park	-			
33	Butler Plaza to Midtown	6,992	9	38	22
34	The HUB to Lexington Crossing	5,043	8	15	26
35	Reitz Union to SW 35th Place	15,746	14	4	10
36	Reitz Union to SW 34th St Post Office	-		39	
37	Reitz Union to Butler Plaza (via SW 35th Place)	3,391	13	20	11
38	The Hub to Gainesville Place	5,304	15	14	6
40	HUB to Hunters Crossing				
43	Shands to Santa Fe	6,520	8	11	25
46	Reitz Union to Downtown Station	1,545	9	27	21
75	Oaks Mall to Butler Plaza	13,712	14	6	7
76	Santa Fe to Haile Square Market	-			
118	Park-N-Ride 1 (Cultural Plaza)	-			
119	Family Housing	1,082	6	30	30
121	Commuter Lot	-			
122	UF North/South Circulator	769	5	31	31
125	Lakeside	2,764	8	23	24
126	UF East/West Circulator	371	4	35	36
127	East Circulator (Sorority Row)	759	4	32	33
150	UF Campus to Haile Plantation	1,156	4	29	35
711	Downtown to E. Meadows	1,624	11	26	15
800	Santa Fe to Butler Plaza	-			