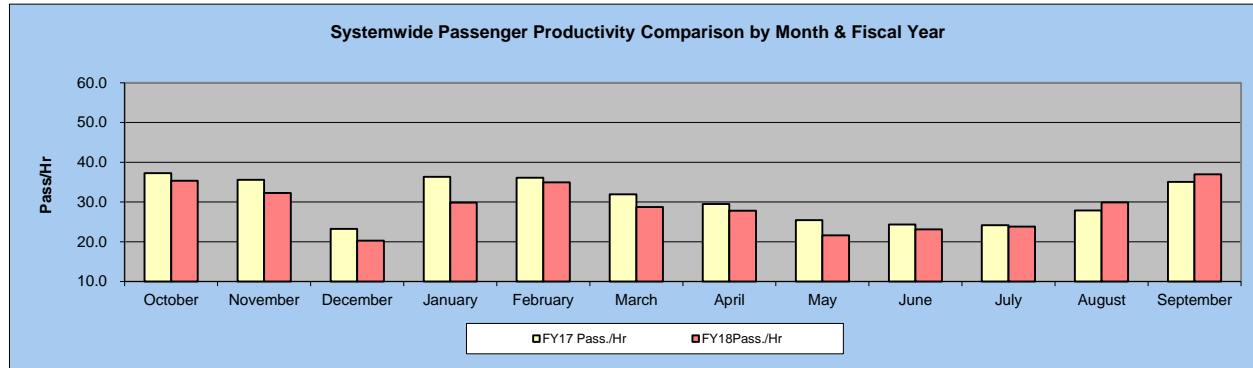


### Gainesville-RTS Passenger Productivity by Month and Fiscal Year

FY 2018			
Monthly Passenger Productivity Report Summary			
Month	Passenger Trips	Revenue Hours	FY18Pass./Hr
October	1,125,284	31,818	35.4
November	921,572	28,547	32.3
December	468,995	23,119	20.3
January	910,272	30,485	29.9
February	983,113	28,121	35.0
March	840,882	29,265	28.7
April	892,604	32,079	27.8
May	460,494	21,331	21.6
June	421,074	18,218	23.1
July	483,653	20,315	23.8
August	752,253	25,132	29.9
September	1,091,282	29,522	37.0
<b>FY 18 YTD</b>	<b>9,351,478</b>	<b>317,952</b>	<b>29.4</b>
YTD Δ%	-1%	5%	-6%

FY 2017			
Monthly Passenger Productivity Report Summary			
Month	Passenger Trips	Revenue Hours	FY17 Pass./Hr
October	1,055,633	28,324	37.3
November	944,626	26,550	35.6
December	556,581	23,961	23.2
January	1,019,597	28,050	36.3
February	1,023,601	28,356	36.1
March	912,657	28,602	31.9
April	849,410	28,818	29.5
May	467,398	18,355	25.5
June	445,986	18,335	24.3
July	467,100	19,316	24.2
August	760,072	27,260	27.9
September	941,276	26,863	35.0
<b>FY 17 YTD</b>	<b>9,443,937</b>	<b>302,791</b>	<b>31.2</b>
FY 17 YTD	9,443,937	302,791	31.2



\* October 19th 2017 Cancelled routes 117, 118, 119 and 125. Detours on routes 20, 21, 28, 33, 34 Due to the R.Spencer at Phillips Center.

\*November 22nd Santa Fe Service was Regular Service, except routes 23 and 43 in the night time.

\*\*\* December 2017 5 Saturdays and 5 Sundays

\*\*\*\* January 2017 had 19 Regular Weekdays service, 1 Reduced Service, 4 Saturdays and 5 Sundays. Just Missed trips No Cancelled Runs.

\*\*\*\*\*February 2018 To many hours on cancelled runs

\*\*\*\*\*March 2018 "Rebids" March 19th, 2018 new bids by cutting service hours.

\*\*\*\*\*April 2018 has no Final Exam in the last week. April 2017 had 5 Saturdays and April 2018 just 4 Saturdays Service and Final Exams.

\*\*\*\*\*May 2018 has 4 weekdays, 1 Saturday and 1 Sunday from Spring Schedule. First week Spring Schedule

\*\*\*\*\*June 2018 has Summer Break reduced service week this year.

\*\*\*\*\*July 2018 has one more weekday and one Saturday less than July 2017. No cancelled runs on July 2018

\*\*\*\*\*August 2018 has one more week on Summer Schedule than August 2017.

# Fiscal Year 2018 Ridership by Route

October 1, 2017 to September 30, 2018

		October	November	December	January	February	March	April	May	June	July	August	September	FY TOTAL
Route	City	Passengers	Passengers	Passengers	Passengers	Passengers	Passengers	Passengers	Passengers	Passengers	Passengers	Passengers	Passengers	FY 2018 Pass.
1	Downtown Station to Butler Plaza	55,254	47,302	37,005	48,128	47,656	45,151	43,226	40,229	38,835	38,571	49,616	52,217	543,190
2	Downtown Station to NE Walmart Supercenter	6,273	5,849	5,154	6,206	6,497	5,874	5,276	5,644	5,478	5,748	6,421	6,421	71,201
3	Downtown Station to N Main Post Office	2,463	1,932	2,017	1,986	2,291	2,243	2,258	2,388	2,196	2,384	2,982	2,735	27,875
5	Downtown Station to Oaks Mall	40,188	33,461	27,186	34,962	35,729	36,252	33,844	27,072	25,644	26,220	32,494	34,277	387,329
6	Downtown Station to Plaza Verde	8,457	7,033	6,759	7,975	7,759	7,940	7,115	7,123	7,541	7,086	8,314	7,029	90,131
7	Downtown Station to Eastwood Meadows	7,038	5,479	5,003	5,472	5,996	5,675	5,243	5,692	5,152	5,083	6,914	7,044	69,791
8	Shands to North Walmart Supercenter	28,569	24,132	17,259	24,576	25,815	26,668	29,270	22,635	19,965	20,648	26,779	28,558	294,874
9	Reitz Union to Hunters Run	59,113	48,429	19,352	46,167	51,346	43,322	47,677	19,595	16,904	19,716	35,390	55,625	462,636
10	Downtown Station to Santa Fe	12,522	10,489	5,011	8,745	8,930	7,947	8,791	6,400	5,658	5,660	8,125	10,887	99,165
11	Downtown Station to Eastwood Meadows	11,188	8,815	7,419	8,198	9,072	8,314	7,731	8,128	7,547	7,126	9,265	8,167	100,970
12	Reitz Union to Butler Plaza	59,437	48,175	25,954	46,949	51,085	43,771	45,619	27,432	25,267	27,412	46,655	57,965	505,721
13	Beaty Towers to CareerSource	40,449	32,955	16,626	30,775	33,044	27,471	27,835	17,986	18,260	20,278	33,233	43,395	342,307
15	Downtown Station to NW 13th St ( @ NW 23rd Ave)	21,475	19,296	18,138	19,653	20,011	20,655	19,189	20,859	20,698	20,078	24,050	20,371	244,473
16	Beaty Towers to Sugar Hill	12,387	10,572	6,446	10,585	10,886	8,921	9,350	6,181	5,610	5,874	9,017	11,282	107,111
17	Beaty Towers to Downtown Station	10,242	7,473	5,497	8,476	9,513	9,081	9,565	7,585	7,175	7,929	10,767	11,439	104,742
19	Reitz Union to SW 23rd Terr @ SW 35th Place	1,411	1,007	407	1,328	976	413	-	-	-	-	421	1,177	7,140
20	Reitz Union to Oaks Mall	109,547	84,526	44,543	77,375	82,799	68,014	74,625	49,866	47,619	54,705	65,432	87,090	846,141
21	Reitz Union to Cabana Beach	41,143	33,451	11,974	35,176	36,373	31,301	34,990	2,788	-	-	16,732	36,521	280,449
23	Oaks Mall to Santa Fe	14,247	11,390	5,003	11,782	11,441	8,910	8,810	6,370	5,491	4,573	7,493	10,666	106,176
24	Downtown Station to Job Corps	1,607	1,446	1,161	1,268	1,472	1,321	1,256	1,085	1,042	1,045	1,199	1,237	15,139
25	UF Commuter Lot to Airport	6,003	5,463	4,169	6,714	7,295	7,321	7,525	4,751	5,111	5,055	5,436	6,450	71,293
26	Downtown Station to Airport	10,760	9,020	7,836	9,256	10,924	10,042	8,461	10,488	9,813	9,493	9,939	9,239	115,271
27	Downtown Station to NE Walmart Supercenter	1,799	1,472	985	1,616	1,877	1,142	1,390	241	-	-	399	850	11,771
28	The Hub to Forest Park	27,209	22,514	7,173	24,448	26,397	21,616	26,852	2,202	-	-	10,873	23,588	193,142
29	Beaty Towers to Kiwanis Park	8,131	6,208	2,268	5,739	6,391	2,049	-	-	-	-	3,045	7,310	41,141
33	Butler Plaza to Midtown	34,723	29,424	14,119	28,973	32,355	28,375	35,742	14,854	13,809	15,658	27,585	44,232	319,849
34	The Hub to Lexington Crossing	27,514	22,377	9,163	21,754	23,805	19,088	18,133	9,404	9,717	12,998	19,557	28,570	222,080
35	Reitz Union to SW 35th Place	71,953	59,364	28,471	60,160	64,886	51,516	52,254	35,797	34,733	38,899	50,011	66,407	614,451
36	Reitz Union to SW 34th St Post Office	12,109	10,225	3,886	11,086	13,691	10,770	14,062	1,336	-	-	5,919	13,462	96,546
37	Reitz Union to Butler Plaza (via SW 35th Place)	23,171	19,669	9,282	18,695	19,773	17,669	22,194	9,353	7,375	8,395	14,344	24,616	194,536
38	The Hub to Gainesville Place	70,878	58,247	20,995	60,888	66,994	57,348	67,445	19,483	16,057	19,440	43,111	77,940	578,826
39	Santa Fe to Airport	2,777	2,488	984	2,399	2,669	2,155	3,288	518	-	-	1,585	3,132	21,995
40	HUB to Hunters Crossing	4,718	4,106	1,437	3,741	3,808	2,896	3,640	250	-	-	1,800	4,283	30,679
43	Shands to Santa Fe	20,982	17,647	9,626	17,451	17,844	17,415	18,531	12,738	12,268	11,838	16,253	18,923	191,516
46	Reitz Union to Downtown Station	19,764	16,049	6,503	14,720	15,247	15,243	19,056	5,372	5,296	6,493	12,022	20,214	155,979
62	Oaks Mall to Lexington Crossing	2,829	2,881	1,228	2,968	2,708	2,141	2,722	524	-	-	-	-	17,401
75	Oaks Mall to Butler Plaza	21,429	19,584	19,194	19,843	19,733	20,635	18,913	18,589	16,893	17,137	20,407	18,434	230,791
76	Santa Fe to Haile Square Market	4,245	3,955	1,127	3,770	4,459	3,222	4,235	474	-	-	1,992	3,935	31,414
77	Santa Fe to Cabana Beach Apts	4,554	3,850	981	3,322	3,598	2,719	3,202	376	-	-	1,597	3,760	27,959
711	Downtown to E. Meadows	3,192	2,724	2,747	2,555	2,657	2,846	2,656	2,585	2,806	2,760	2,544	2,913	32,985
800X	Santa Fe to Butler Plaza	-	-	-	-	-	-	-	-	-	-	629	1,730	2,359
City Totals		921,750	760,479	420,088	755,280	805,802	705,452	751,971	434,393	399,960	428,302	650,707	872,631	7,908,545

Route	Campus	Passengers	Passengers	Passengers	Passengers	Passengers	Passengers	Passengers	Passengers	Passengers	Passengers	Passengers	Passengers	FY 2018 Pass.
117	Park-N-Ride 2 (SW 34th St.)	17,290	14,334	4,963	16,094	16,718	11,602	8,744	3,179	3,063	4,121	6,231	9,438	115,777
118	Park-N-Ride 1 (Cultural Plaza)	50,054	41,842	12,839	40,874	46,513	41,235	41,948	2,105	-	-	20,283	52,568	350,261
119	Family Housing	9,048	9,992	2,553	4,989	5,607	6,121	6,532	3,022	3,444	6,964	5,298	6,163	69,733
120	West Circulator (Frat Row)	24,973	19,459	6,373	27,285	34,470	22,756	21,245	3,314	3,386	16,127	18,394	27,219	225,001
121	Commuter Lot	9,077	7,915	2,591	6,987	8,873	7,762	10,252	1,094	-	-	3,344	7,635	65,530
122	UF North/South Circulator	5,577	4,073	1,292	5,063	4,902	3,910	4,419	1,561	1,565	2,472	4,686	9,169	48,689
125	Lakeside	15,033	10,966	3,836	14,055	17,312	9,962	7,643	4,160	4,950	13,532	12,694	17,336	131,479
126	UF East/West Circulator	12,905	8,693	3,353	8,378	9,047	5,233	7,606	1,009	533	1,375	6,714	14,100	78,946
127	East Circulator (Sorority Row)	34,225	25,539	8,062	25,236	27,026	21,621	26,409	5,121	4,052	7,470	19,089	42,938	246,788
128	Reitz Union to Lake Wauburg	-	-	-	142	242	227	297	79	121	204	274	-	1,586
Campus Totals		178,182	142,813	45,862	149,103	170,710	130,429	135,095	24,644	21,114	52,265	97,007	186,566	1,333,790

Route	Later Gator Service	Passengers	Passengers	Passengers	Passengers	Passengers	Passengers	Passengers	Passengers	Passengers	Passengers	Passengers	Passengers	FY 2018 Pass.
300	Later Gator A (Fraternity Row to and from Downtown Station)	2,423	1,771	746	1,453	1,437	982	1,061	256	-	763	1,243	1,635	13,770
301	Later Gator B (SW Gainesville to and from Downtown Station)	2,288	1,423	774	1,839	2,076	1,615	1,560	527	-	1,016	1,159	1,633	15,910
302	Later Gator C (Oaks Mall to and from Downtown Station)	3,759	2,455	1,221	2,066	2,524	1,845	2,231	564	-	1,307	1,906	2,519	22,397
303	Later Gator D (CareerSource to and from Downtown Station)	393	208	82	167	128	144	228	46	-	-	137	140	1,673
305	Later Gator F (Butler Plaza to and from Downtown Station)	631	550	222	364	436	415	458	64	-	-	94	274	3,508
Later Gator Totals		9,494	6,407	3,045	5,889	6,601	5,001	5,538	1,457	-	3,086	4,539	6,201	57,258

Other Services Totals	15,858	11,873	-	-	-	-	-	-	-	-	-	-	24,154	51,885
Systemwide Totals	1,125,284	921,572	468,995	910,272	983,113	840,882	892,604	460,494	421,074	483,653	752,253	1,089,552	9,351,478	

**Gainesville-RTS Passenger Productivity by Month and Fiscal Year**  
**Monthly Passenger Productivity Report (September 2018)**

Route	City	Passengers	Hours	Pass./Hr	FY 2018 Pass.	FY 2018 Hours	FY 2018 Pass./Hr
1	Downtown Station to Butler Plaza	52,217	1,503	34.7	543,190	17,680	30.7
2	Downtown Station to NE Walmart Supercenter	6,421	304	21.1	71,201	3,933	18.1
3	Downtown Station to N Main Post Office	2,735	149	18.3	27,875	1,973	14.1
5	Downtown Station to Oaks Mall	34,277	1,225	28.0	387,329	14,436	26.8
6	Downtown Station to Plaza Verde	7,029	309	22.8	90,131	4,022	22.4
7	Downtown Station to Eastwood Meadows	7,044	263	26.8	69,791	3,484	20.0
8	Shands to North Walmart Supercenter	28,558	986	29.0	294,874	12,618	23.4
9	Reitz Union to Hunters Run	55,625	1,198	46.4	462,636	13,127	35.2
10	Downtown Station to Santa Fe	10,887	462	23.6	99,165	5,860	16.9
11	Downtown Station to Eastwood Meadows	8,167	425	19.2	100,970	5,612	18.0
12	Reitz Union to Butler Plaza	57,965	1,382	42.0	505,721	15,792	32.0
13	Beaty Towers to CareerSource	43,395	803	54.1	342,307	8,952	38.2
15	Downtown Station to NW 13th St (@ NW 23rd Ave)	20,371	650	31.4	244,473	8,402	29.1
16	Beaty Towers to Sugar Hill	11,282	392	28.8	107,111	4,947	21.7
17	Beaty Towers to Downtown Station	11,439	253	45.2	104,742	3,385	30.9
19	Reitz Union to SW 23rd Terr @ SW 35th Place	1,177	45	26.0	7,140	261	27.3
20	Reitz Union to Oaks Mall	87,090	1,773	49.1	846,141	20,115	42.1
21	Reitz Union to Cabana Beach	36,521	858	42.6	280,449	7,212	38.9
23	Oaks Mall to Santa Fe	10,666	470	22.7	106,176	5,095	20.8
24	Downtown Station to Job Corps	1,237	147	8.4	15,139	1,950	7.8
25	UF Commuter Lot to Airport	6,450	282	22.8	71,293	3,571	20.0
26	Downtown Station to Airport	9,239	293	31.6	115,271	3,936	29.3
27	Downtown Station to NE Walmart Supercenter	850	74	11.4	11,771	1,131	10.4
28	The Hub to Forest Park	23,858	661	36.1	193,142	5,405	35.7
29	Beaty Towers to Kiwanis Park	7,310	203	36.0	41,141	1,348	30.5
33	Butler Plaza to Midtown	44,232	1,294	34.2	319,849	14,024	22.8
34	The HUB to Lexington Crossing	28,570	808	35.4	222,080	8,999	24.7
35	Reitz Union to SW 35th Place	66,407	1,433	46.3	614,451	16,264	37.8
36	Reitz Union to SW 34th St Post Office	13,462	376	35.8	96,546	3,201	30.2
37	Reitz Union to Butler Plaza (via SW 35th Place)	24,616	533	46.1	194,536	5,368	36.2
38	The Hub to Gainesville Place	77,940	951	82.0	578,826	9,910	58.4
39	Santa Fe to Airport	3,132	191	16.4	21,995	1,619	13.6
40	HUB to Hunters Crossing	4,283	308	13.9	30,679	2,443	12.6
43	Shands to Santa Fe	18,923	733	25.8	191,516	10,048	19.1
46	Reitz Union to Downtown Station	20,214	339	59.5	155,979	3,404	45.8
62	Oaks Mall to Lexington Crossing				17,401	1,305	13.3
75	Oaks Mall to Butler Plaza	18,434	742	24.8	230,791	9,555	24.2
76	Santa Fe to Haile Square Market	3,935	189	20.9	31,414	1,614	19.5
77	Santa Fe to Cabana Beach Apts	3,760	156	24.0	27,959	1,339	20.9
711	Downtown to E. Meadows	2,913	159	18.3	32,985	1,862	17.7
800X	Santa Fe to Butler Plaza	1,730	188	9.2	2,359	288	8.2
	<b>City totals</b>	<b>874,361</b>	<b>23,510</b>	<b>37.2</b>	<b>7,908,545</b>	<b>265,488</b>	<b>29.8</b>

Route	Campus	Passengers	Hours	Pass./Hr	FY 2018 Pass.	FY 2018 Hours	FY 2018 Pass./Hr
117	Park-N-Ride 2 (SW 34th St.)	9,438	232	40.7	115,777	3,408	34.0
118	Park-N-Ride 1 (Cultural Plaza)	52,568	843	62.3	350,261	8,678	40.4
119	Family Housing	6,163	197	31.3	69,733	2,621	26.6
120	West Circulator (Fraternity Row)	27,219	403	67.6	225,001	6,467	34.8
121	Commuter Lot	7,635	404	18.9	65,530	4,940	13.3
122	UF North/South Circulator	9,169	377	24.3	48,689	2,552	19.1
125	Lakeside	17,336	377	46.0	131,479	3,958	33.2
126	UF East/West Circulator	14,100	691	20.4	78,946	5,322	14.8
127	East Circulator (Sorority Row)	42,938	417	102.9	246,788	5,474	45.1
128	Reitz Union to Lake Wauburg			#DIV/0!	1,586	222	7.2
	<b>Campus totals</b>	<b>186,566</b>	<b>3,942</b>	<b>47.3</b>	<b>1,333,790</b>	<b>43,642</b>	<b>30.6</b>

Route	Later Gator Service	Passengers	Hours	Pass./Hr	FY 2018 Pass.	FY 2018 Hours	FY 2018 Pass./Hr
300	Later Gator A (Fraternity Row to and from Downtown Station)	1,635	310	5.3	13,770	2,430	5.7
301	Later Gator B (SW Gainesville to and from Downtown Station)	1,633	234	7.0	15,910	1,840	8.6
302	Later Gator C (Oaks Mall to and from Downtown Station)	2,519	244	10.3	22,397	1,818	12.3
303	Later Gator D (CareerSource to and from Downtown Station)	140	59	2.4	1,673	368	4.5
305	Later Gator F (Butler Plaza to and from Downtown Station)	274	66	4.2	3,508	422	8.3
	<b>Later Gator Totals</b>	<b>6,201</b>	<b>913</b>	<b>6.8</b>	<b>57,258</b>	<b>6,878</b>	<b>8.3</b>

Route	Other Services	Passengers	Hours	Pass./Hr	FY 2018 Pass.	FY 2018 Hours	FY 2018 Pass./Hr
98-99	Special Services	-	-	-	-	-	-
198-203	Gator Aider	24,154	1,157	21	51,885	1,943	26.7
	<b>Other Services Totals</b>	<b>24,154</b>	<b>1,157</b>	<b>21</b>	<b>51,885</b>	<b>1,943</b>	<b>26.7</b>
	<b>System-wide Totals</b>	<b>1,091,282</b>	<b>29,522</b>	<b>37.0</b>	<b>9,351,478</b>	<b>317,952</b>	<b>29.4</b>

## Gainesville-RTS Passenger Productivity by Month and Fiscal Year

### Monthly Passenger Productivity Report (September 2018)

Year Comparisons	City	%Change	Campus	%Change	Later Gator	%Change	Special Service	%Change	Total	%Change
Sep-13	1,020,183	-14%	206,923	-10%	27,896	-78%	7,367		1,262,369	-14%
Sep-14	1,025,988	-15%	217,660	-14%	20,230	-69%	10,771		1,274,649	-14%
Sep-15	969,958	-10%	214,401	-13%	16,039	-61%	23,714		1,224,112	-11%
Sep-16	897,486	-3%	210,215	-11%	14,394	-57%	23,973		1,146,068	-5%
Sep-17	<b>771,557</b>	<b>13%</b>	<b>145,962</b>	<b>28%</b>	<b>10,565</b>	<b>-41%</b>	<b>13,192</b>		<b>941,276</b>	<b>16%</b>
Sep-18	<b>874,361</b>	<b>NA</b>	<b>186,566</b>	<b>NA</b>	<b>6,201</b>	<b>NA</b>	<b>24,154</b>	<b>NA</b>	<b>1,091,282</b>	<b>NA</b>

Year to Date Comparisons	City	%Change	Campus	%Change	Later Gator	%Change	Special Service	%Change	Total	%Change
FY2013	9,129,361	-13%	1,494,765	-11%	198,548	-71%	50,387	3%	10,873,061	-14%
FY2014	9,152,696	-14%	1,463,963	-9%	197,774	-71%	44,027	18%	10,858,460	-14%
FY2015	8,559,140	-8%	1,536,976	-13%	155,132	-63%	42,186	23%	10,293,434	-9%
FY2016	8,090,731	-2%	1,488,558	-10%	118,812	-52%	55,647	-7%	9,753,748	-4%
<b>FY2017</b>	<b>7,838,383</b>	<b>1%</b>	<b>1,479,113</b>	<b>-10%</b>	<b>97,581</b>	<b>-41%</b>	<b>28,860</b>	<b>80%</b>	<b>9,443,937</b>	<b>-1%</b>
<b>FY2018</b>	<b>7,908,545</b>	<b>NA</b>	<b>1,333,790</b>	<b>NA</b>	<b>57,258</b>	<b>NA</b>	<b>51,885</b>	<b>NA</b>	<b>9,351,478</b>	<b>NA</b>

Service	Rev. Days	Passengers	Passengers (Avg.)
Weekdays	19	1,003,246	52,802
Reduced Service Days	0	-	-
Saturdays	5	66,819	13,364
Sundays	5	18,360	3,672

**Gainesville-RTS Passenger Productivity by Month and Fiscal Year**  
**Weekday Passenger Productivity Report (September 2018)**

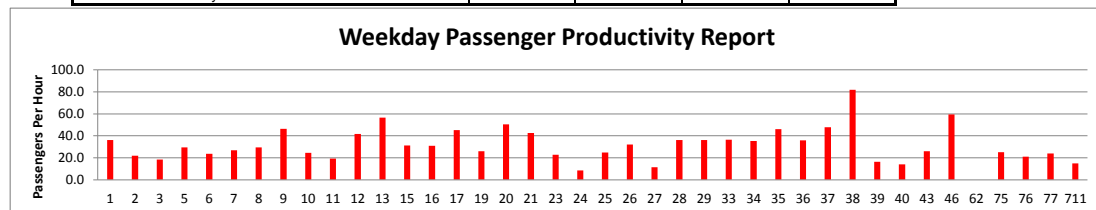
Route	City	Passengers	Hours	Pass./Hr	FY 2018 Pass.	FY 2018 Hours	FY 2018 Pass./Hr
1	Downtown Station to Butler Plaza	45,406	1,253	36.2	482,621	15,323	31.5
2	Downtown Station to NE Walmart Supercenter	5,272	240	22.0	62,680	3,304	19.0
3	Downtown Station to N Main Post Office	2,735	149	18.3	27,875	1,973	14.1
5	Downtown Station to Oaks Mall	29,320	993	29.5	335,213	12,253	27.4
6	Downtown Station to Plaza Verde	6,715	284	23.7	86,605	3,762	23.0
7	Downtown Station to Eastwood Meadows	7,044	263	26.8	69,791	3,484	20.0
8	Shands to North Walmart Supercenter	26,072	882	29.5	275,299	11,523	23.9
9	Reitz Union to Hunters Run	55,625	1,198	46.4	462,636	13,127	35.2
10	Downtown Station to Santa Fe	10,346	422	24.5	95,532	5,483	17.4
11	Downtown Station to Eastwood Meadows	8,167	425	19.2	100,970	5,612	18.0
12	Reitz Union to Butler Plaza	51,369	1,230	41.7	460,368	14,289	32.2
13	Beaty Towers to CareerSource	42,112	746	56.5	329,797	8,408	39.2
15	Downtown Station to NW 13th St (@ NW 23rd Ave)	17,106	546	31.3	209,952	7,355	28.5
16	Beaty Towers to Sugar Hill	10,261	333	30.8	97,020	4,392	22.1
17	Beaty Towers to Downtown Station	11,439	253	45.2	104,742	3,385	30.9
19	Reitz Union to SW 23rd Terr @ SW 35th Place	1,177	45	26.0	7,140	261	27.3
20	Reitz Union to Oaks Mall	75,885	1,505	50.4	763,112	17,663	43.2
21	Reitz Union to Cabana Beach	36,521	858	42.6	280,449	7,212	38.9
23	Oaks Mall to Santa Fe	10,666	470	22.7	106,176	5,095	20.8
24	Downtown Station to Job Corps	1,237	147	8.4	15,139	1,950	7.8
25	UF Commuter Lot to Airport	4,967	201	24.7	55,714	2,715	20.5
26	Downtown Station to Airport	9,059	283	32.0	113,985	3,867	29.5
27	Downtown Station to NE Walmart Supercenter	850	74	11.4	11,771	1,131	10.4
28	The Hub to Forest Park	23,858	661	36.1	193,142	5,405	35.7
29	Beaty Towers to Kiwanis Park	7,310	203	36.0	41,141	1,348	30.5
33	Butler Plaza to Midtown	41,805	1,151	36.3	303,456	12,573	24.1
34	The HUB to Lexington Crossing	28,570	808	35.4	222,080	8,999	24.7
35	Reitz Union to SW 35th Place	60,992	1,320	46.2	576,633	15,116	38.1
36	Reitz Union to SW 34th St Post Office	13,462	376	35.8	96,546	3,201	30.2
37	Reitz Union to Butler Plaza (via SW 35th Place)	21,562	451	47.9	173,239	4,499	38.5
38	The Hub to Gainesville Place	77,940	951	82.0	578,826	9,910	58.4
39	Santa Fe to Airport	3,132	191	16.4	21,995	1,619	13.6
40	HUB to Hunters Crossing	4,283	308	13.9	30,679	2,443	12.6
43	Shands to Santa Fe	18,862	723	26.1	191,139	9,975	19.2
46	Reitz Union to Downtown Station	20,214	339	59.5	155,979	3,404	45.8
62	Oaks Mall to Lexington Crossing	-	-	-	17,401	1,305	13.3
75	Oaks Mall to Butler Plaza	15,680	624	25.1	202,260	8,350	24.2
76	Santa Fe to Haile Square Market	3,935	189	20.9	31,414	1,614	19.5
77	Santa Fe to Cabana Beach Apts	3,760	156	24.0	27,959	1,339	20.9
711	Downtown to E. Meadows	720	49	14.8	10,091	716	14.1
800X	Santa Fe to Butler Plaza	1,730	188	9.2	2,359	288	8.2
<b>City totals</b>		<b>817,166</b>	<b>21,300</b>	<b>38.4</b>	<b>7,430,926</b>	<b>245,671</b>	<b>30.2</b>

Route	Campus	Passengers	Hours	Pass./Hr	FY 2018 Pass.	FY 2018 Hours	FY 2018 Pass./Hr
117	Park-N-Ride 2 (SW 34th St.)	9,438	232	40.7	115,777	3,408	34.0
118	Park-N-Ride 1 (Cultural Plaza)	52,568	843	62.3	350,261	8,678	40.4
119	Family Housing	6,163	197	31.3	69,733	2,621	26.6
120	West Circulator (Fraternity Row)	27,219	403	67.6	225,001	6,467	34.8
121	Commuter Lot	7,635	404	18.9	65,530	4,940	13.3
122	UF North/South Circulator	9,169	377	24.3	48,689	2,552	19.1
125	Lakeside	17,336	377	46.0	131,479	3,958	33.2
126	UF East/West Circulator	10,010	499	20.1	58,416	4,070	14.4
127	East Circulator (Sorority Row)	42,938	417	102.9	246,788	5,474	45.1
<b>Campus totals</b>		<b>182,476</b>	<b>3,750</b>	<b>48.7</b>	<b>1,311,674</b>	<b>42,168</b>	<b>31.1</b>

Route	Later Gator Service	Passengers	Hours	Pass./Hr	FY 2018 Pass.	FY 2018 Hours	FY 2018 Pass./Hr
300	Later Gator A (Fraternity Row to and from Downtown Station)	1,051	188	5.6	9,331	1,638	5.7
301	Later Gator B (SW Gainesville to and from Downtown Station)	946	144	6.6	9,967	1,236	8.1
302	Later Gator C (Oaks Mall to and from Downtown Station)	1,726	150	11.5	13,424	1,184	11.3
<b>Later Gator Totals</b>		<b>3,723</b>	<b>483</b>	<b>7.7</b>	<b>32,722</b>	<b>4,059</b>	<b>8.1</b>

Route	Other Services	Passengers	Hours	Pass./Hr	FY 2018 Pass.	FY 2018 Hours	FY 2018 Pass./Hr
98-99	Special Services	-	-	-	-	-	-
198-203	Gator Aider	-	-	-	-	-	-
<b>Other Services Totals</b>		-	-	-	-	-	0.0
<b>Systemwide Totals</b>		<b>1,003,365</b>	<b>25,533</b>	<b>39.3</b>	<b>8,775,322</b>	<b>291,898</b>	<b>30.1</b>

Service	Rev. Days	FY Rev. Days	Day	Ridership
Weekdays	19	217	Weekday Reduced Service	52,802
Reduced Service Days	0	32		-



**Gainesville-RTS Passenger Productivity by Month and Fiscal Year**  
**Saturday Monthly Passenger Productivity Report September 2018**

Route	City	Passengers	Hours	Pass./Hr	FY 2018 Pass.	FY 2018 Hours	FY 2018 Pass./Hr
1	Downtown Station to Butler Plaza	4,466	166	26.9	40,966	1,605	25.5
2	Downtown Station to NE Walmart Supercenter	1,078	54	20.0	7,903	561	14.1
5	Downtown Station to Oaks Mall	3,285	183	17.9	38,061	1,697	22.4
6	Downtown to Plaza Verde	314	25	12.6	3,526	260	13.6
8	Shands to North Walmart Supercenter	1,676	59	28.3	12,025	615	19.5
10	Downtown Station to Santa Fe	480	30	16.2	3,175	308	10.3
12	Reitz Union to Butler Plaza	5,172	109	47.4	31,344	1,059	29.6
13	Beaty Towers to CareerSource	623	28	22.1	7,623	294	25.9
15	Downtown Station to NW 13th St ( @ NW 23rd Ave)	2,069	54	38.1	21,442	565	37.9
16	Beaty Towers to Sugar Hill	333	29	11.6	6,330	298	21.2
20	Reitz Union to Oaks Mall	7,431	184	40.4	56,600	1,704	33.2
25	UF Cultural Plaza to Airport	860	47	18.4	9,902	485	20.4
33	Butler Plaza to Midtown	1,818	102	17.8	10,381	1,027	10.1
35	Reitz Union to SW 35th Place	3,201	63	51.2	22,026	650	33.9
37	Reitz Union to Butler Plaza	1,998	45	44.3	12,567	469	26.8
75	Oaks Mall to Butler Plaza	1,670	69	24.2	18,337	719	25.5
711	Downtown Station to Eastwood Meadows	1,474	66	22.3	14,398	666	21.6
<b>City Totals</b>		<b>37,948</b>	<b>1,313</b>	<b>28.9</b>	<b>316,606</b>	<b>12,982</b>	<b>24.4</b>

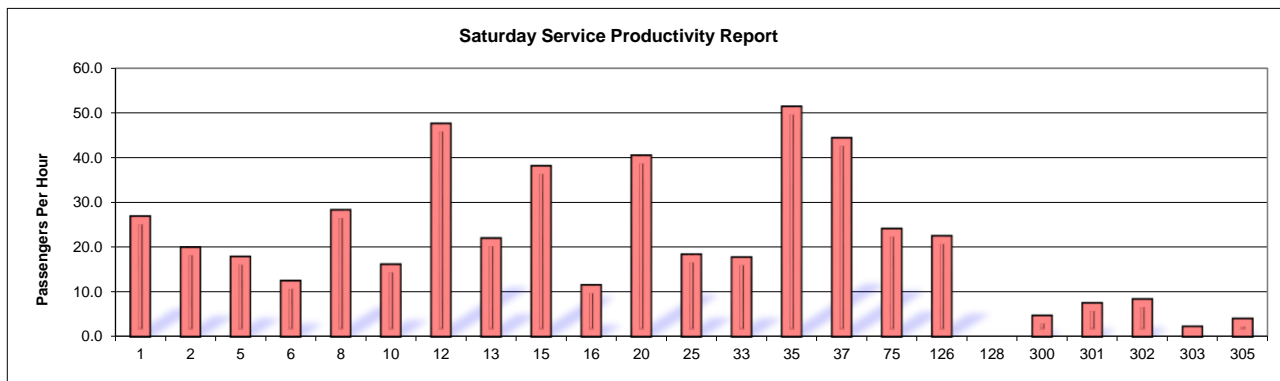
Route	Campus	Passengers	Hours	Pass./Hr	FY 2018 Pass.	FY 2018 Hours	FY 2018 Pass./Hr
126	UF East/West Circulator (Saturday)	2,173	96	22.6	9,235	617	15.0
128	Reitz Union to Lake Wauburg	-	-	-	1,586	222	7.2
<b>Campus Totals</b>		<b>2,173</b>	<b>96</b>	<b>22.6</b>	<b>10,821</b>	<b>838</b>	<b>12.9</b>

Route	Later Gator Service	Passengers	Hours	Pass./Hr	FY 2018 Pass.	FY 2018 Hours	FY 2018 Pass./Hr
300	Later Gator A (Fraternity Row to and from Downtown Station)	584	122	4.8	4,439	792	5.6
301	Later Gator B (SW Gainesville to and from Downtown Station)	687	90	7.6	5,943	604	9.8
302	Later Gator C (Oaks Mall to and from Downtown Station)	793	94	8.5	8,973	634	14.2
303	Later Gator D (CareerSource to and from Downtown Station)	140	59	2.4	1,673	368	4.5
305	Later Gator F (Butler Plaza to and from Downtown Station)	274	66	4.2	3,508	422	8.3
<b>Later Gator Totals</b>		<b>2,478</b>	<b>430</b>	<b>5.8</b>	<b>24,536</b>	<b>2,819</b>	<b>8.7</b>

Route	Other Services	Passengers	Hours	Pass./Hr	FY 2018 Pass.	FY 2018 Hours	FY 2018 Pass./Hr
98-99	Special Services	-	-	-	-	-	-
198-203	Gator Aider*	24,154	-	-	51,885	787	65.9
<b>Other Services Totals</b>		<b>24,154</b>	<b>-</b>	<b>-</b>	<b>51,885</b>	<b>787</b>	<b>65.9</b>
<b>System-wide Totals</b>		<b>66,753</b>	<b>1,839</b>	<b>36.3</b>	<b>403,848</b>	<b>17,426</b>	<b>23.2</b>

Service	Rev. Days
Saturdays	5

Service Day	Average Ridership
Saturday	13,364



**Gainesville-RTS Passenger Productivity by Month and Fiscal Year**  
**Sunday Monthly Passenger Productivity Report (September 2018)**

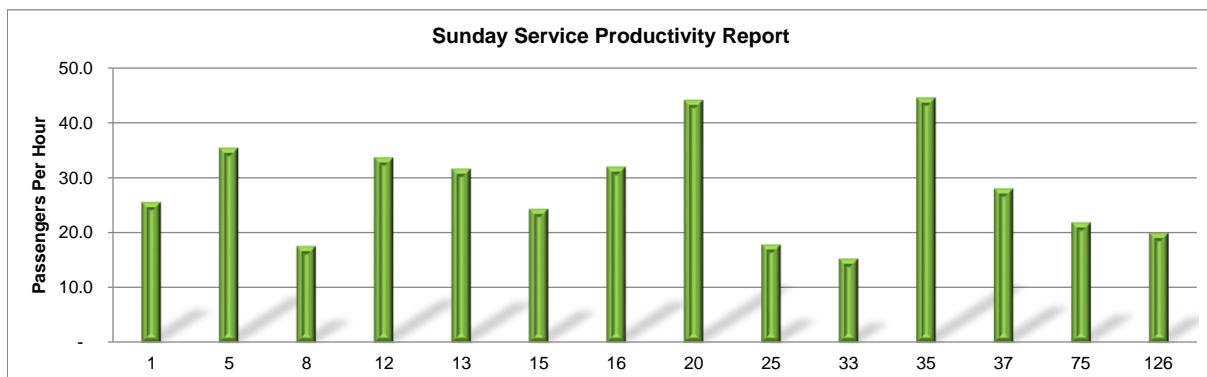
Route	City	Passengers	Hours	Pass./Hr	FY 2018 Pass.	FY 2018 Hours	FY 2018 Pass./Hr
1	Downtown Station to Butler Plaza	1,892	74	25.5	16,641	430	38.7
5	Downtown Station to Oaks Mall	1,393	39	35.4	11,974	283	42.3
8	Shands to North Walmart Supercenter	686	39	17.5	6,644	283	23.5
12	Downtown Station to Eastwood Meadows	1,424	42	33.6	14,009	300	46.7
13	Reitz Union to Butler Plaza	600	19	31.6	4,410	139	31.7
15	Beaty Towers to CareerSource	955	39	24.3	11,194	283	39.5
16	Downtown Station to NW 13th St (@ NW 23rd Ave)	639	20	32.0	3,299	144	22.9
20	Beaty Towers to Sugar Hill	3,273	74	44.1	23,590	430	54.9
25	UF Cultural Plaza to Airport	623	35	17.8	5,677	252	22.5
33	Butler Plaza to Midtown	609	40	15.2	6,012	288	20.9
35	Reitz Union to SW 35th Place	1,802	41	44.5	13,530	292	46.4
37	Reitz Union to Butler Plaza	1,056	38	28.0	8,730	272	32.1
75	Oaks Mall to Butler Plaza	849	39	21.8	8,546	280	30.5
711	Downtown Station to Eastwood Meadows	589	39	15.1	7,541	282	26.8
<b>City Totals</b>		<b>16,390</b>	<b>579</b>	<b>28.3</b>	<b>141,797</b>	<b>3,957</b>	<b>35.8</b>

Route	Campus	Passengers	Hours	Pass./Hr	FY 2018 Pass.	FY 2018 Hours	FY 2018 Pass./Hr
126	UF East/West Circulator	1,917	96	19.9	11,295	347	32.6
<b>Campus Totals</b>		<b>1,917</b>	<b>96</b>	<b>20</b>	<b>11,295</b>	<b>347</b>	<b>33</b>

Route	Other Services	Passengers	Hours	Pass./Hr	FY 2018 Pass.	FY 2018 Hours	FY 2018 Pass./Hr
98-99	Special Services	-	-	-	-	-	-
198-203	Gator Aider*	-	-	-	-	-	-
<b>Other Services Totals</b>		<b>-</b>	<b>-</b>	<b>-</b>	<b>-</b>	<b>-</b>	<b>-</b>
<b>System-wide Totals</b>		<b>18,307</b>	<b>675</b>	<b>27.1</b>	<b>153,092</b>	<b>4,304</b>	<b>35.6</b>

Service	Rev. Days
Sunday	5

Service Day	Average Ridership
Sunday	3,672



**Gainesville-RTS Passenger Productivity by Month and Fiscal Year**  
**Holiday Monthly Passenger Productivity Report (September 2018)**

Route	City	Passengers	Hours	Pass./Hr	FY 2016 Pass.	FY 2016 Hours	FY 2016 Pass./Hr
1	Downtown to Butler Plaza: via Archer RD	453	10	45.7	2,962	69	42.7
2	Downtown to Walmart Supercenter	71	10	7.3	618	68	9.0
5	Downtown to Oaks Mall (via University Ave)	279	10	28.3	2,081	69	30.1
8	Shands to Northwood Village.	124	5	25.4	906	64	14.1
10	Downtown to Santa Fe	61	10	6.1	458	69	6.6
13	Beaty Towers to FloridaWorks	60	10	6.1	477	45	10.7
15	Downtown to Gainesville Mall (via NE 15th St.)	241	10	24.4	1,885	64	29.4
16	Beaty Towers to Sugar Hill	49	11	4.7	462	45	10.3
20	Reitz Union to Oaks Mall (via 20th Ave)	501	11	46.6	2,839	65	43.5
26	Downtown to FDOT-Airport	180	10	18.2	1,286	69	18.6
35	Reitz Union to Homestead Apts.	412	10	41.7	2,262	69	32.7
43	UF- Health to Santa Fe	61	10	6.2	377	72	5.2
75	Oaks Mall to Butler Plaza	235	10	23.9	1,648	74	22.2
711	Downtown to E. Meadows	130	5	26.0	955	66	14.6
<b>City Totals</b>		<b>2,857</b>	<b>130</b>	<b>22.0</b>	<b>19,216</b>	<b>909</b>	<b>21.1</b>
<b>Other Services Totals</b>		-	-	-	-	-	-
<b>System-wide Totals</b>		<b>2,857</b>	<b>130</b>	<b>22.0</b>	<b>19,216</b>	<b>909</b>	<b>21.1</b>

Service	Rev. Days
Holiday	1

Service Day	Average Ridership
Holiday	4,804