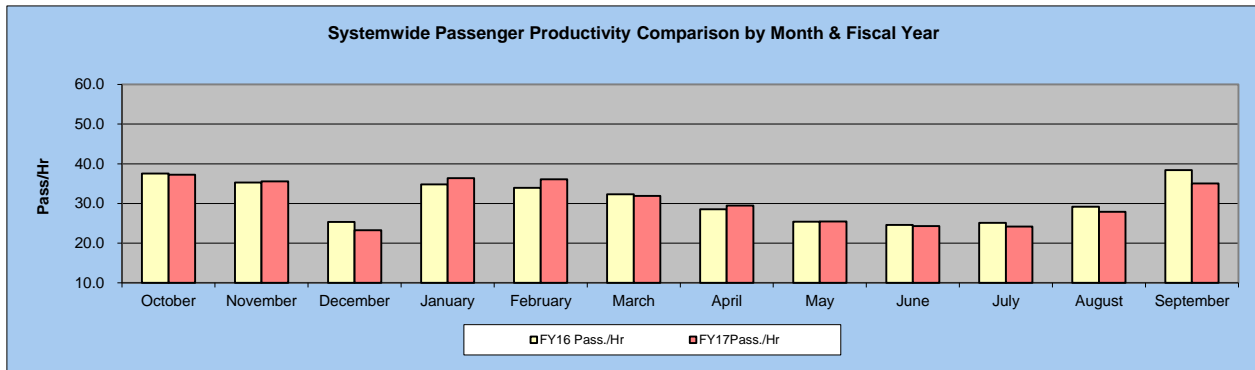


Gainesville-RTS Passenger Productivity by Month and Fiscal Year

FY 2017			
Monthly Passenger Productivity Report Summary			
Month	Passenger Trips	Revenue Hours	FY17Pass./Hr
October	1,055,633	28,324	37.3
November	944,626	26,550	35.6
December	556,581	23,961	23.2
January	1,019,597	28,050	36.3
February	1,023,601	28,356	36.1
March	912,657	28,602	31.9
April	849,410	28,818	29.5
May	467,398	18,355	25.5
June	445,986	18,335	24.3
July	467,100	19,316	24.2
August	760,072	27,260	27.9
September	941,276	26,863	35.0
FY 17 YTD	9,443,937	302,791	31.2
YTD Δ%	-3%	-2%	-1%

FY 2016			
Monthly Passenger Productivity Report Summary			
Month	Passenger Trips	Revenue Hours	FY16 Pass./Hr
October	1,186,601	31,617	37.5
November	904,195	25,621	35.3
December	628,046	24,793	25.3
January	966,083	27,759	34.8
February	986,671	29,068	33.9
March	950,807	29,419	32.3
April	853,473	29,904	28.5
May	445,419	17,541	25.4
June	452,495	18,382	24.6
July	477,433	19,007	25.1
August	756,457	25,913	29.2
September	1,146,354	29,866	38.4
FY 16 YTD	9,754,034	308,888	31.6
FY 16 YTD	9,754,034	308,888	31.6



* October 2016 Hurricane Season No Service one day and Reduced Service other day, plus Hommecoming Parade.
 ** November 2016 Reduced Service on Later Gator November 26th 2016, after Black Friday.
 *** December 2016 Christmas day is on Sunday...then Holiday Service is Saturday December 24th, 2016
 **** January 2017 two Holiday Service (January 2nd and January 16th)
 ***** March 2017 has Spring Break week "complete". Spring Break week was share between February 2016 and March 2016.
 ***** April 2017 has 5 Saturdays and 5 Sundays.
 ***** Summer 2017 Detour due to the Construction on Gale Lemerad Dr and Stadium Rd. Routes 34,38,119,120,125,126
 ***** August 2017 has one more Full Service day in Fall Service than August 2016
 ***** September 2017 has HURRICANE IRMA with 3 days in Reduced Service, one Monday NO SERVICE and weekend without Route 126 and Later Gator Service.

Fiscal Year 2017 Ridership by Route

October 1, 2016 to September 30, 2017

Route	City	October	November	December	January	February	March	April	May	June	July	August	September	FY TOTAL
		Passengers	Passengers	Passengers	Passengers	Passengers	Passengers	Passengers	Passengers	Passengers	Passengers	Passengers	Passengers	FY 2015 Pass.
1	Downtown Station to Butler Plaza	55,426	51,533	42,104	54,527	51,561	53,363	48,989	44,883	43,384	42,703	53,935	51,157	593,565
2	Downtown Station to NE Walmart Supercenter	5,631	5,222	5,335	6,791	6,089	6,533	5,384	6,604	5,914	6,383	6,368	5,855	72,109
3	Downtown Station to N Main Post Office	2,701	2,504	2,802	2,618	2,961	3,051	2,673	3,108	2,754	2,745	2,980	2,284	33,181
5	Downtown Station to Oaks Mall	38,283	37,023	32,295	39,915	39,809	39,821	38,757	31,263	30,261	28,753	35,511	34,989	426,680
6	Downtown Station to Plaza Verde	6,442	5,415	6,217	5,949	7,392	6,787	6,726	7,088	7,068	6,614	8,262	6,851	80,811
7	Downtown Station to Eastwood Meadows	5,758	5,381	5,650	6,127	6,044	6,087	5,454	6,589	5,893	5,543	7,342	5,971	71,839
8	Shands to North Walmart Supercenter	26,204	24,785	18,416	25,448	25,841	25,853	23,098	21,310	19,484	18,907	25,316	25,186	279,848
9	Reitz Union to Hunters Run	62,015	53,779	24,788	61,485	60,166	50,178	46,514	20,640	19,990	21,012	35,794	48,303	504,664
10	Downtown Station to Santa Fe	11,372	10,645	5,884	10,503	9,922	9,265	8,966	7,682	6,234	6,428	9,149	9,137	105,187
11	Downtown Station to Eastwood Meadows	11,568	11,294	11,212	11,885	11,668	11,821	11,392	12,583	11,686	12,658	13,581	12,052	143,400
12	Reitz Union to Butler Plaza	71,675	65,681	39,374	68,773	68,664	62,813	62,240	37,344	34,890	35,510	50,561	54,578	652,103
13	Beaty Towers to CareerSource	36,771	32,162	20,781	37,493	37,206	32,785	28,853	19,717	19,378	19,227	29,651	33,708	347,732
15	Downtown Station to NW 13th St (@ NW 23rd Ave)	21,981	21,646	22,094	21,297	20,450	21,509	19,746	20,954	20,569	20,279	21,595	18,506	250,626
16	Beaty Towers to Sugar Hill	10,472	9,941	6,872	9,939	10,680	9,387	9,435	6,425	6,396	6,164	10,053	10,667	106,431
17	Beaty Towers to Downtown Station	10,647	9,529	7,589	10,381	10,154	9,857	8,823	7,615	7,087	7,117	9,574	8,954	107,327
19	Reitz Union to SW 23rd Terr @ SW 35th Place	1,669	1,470	647	1,484	1,285	965	843	-	-	-	852	1,130	10,345
20	Reitz Union to Oaks Mall	128,289	112,552	66,073	122,099	118,911	104,993	99,377	58,558	53,568	57,999	79,004	91,889	1,093,312
21		-	-	-	-	-	-	-	-	-	-	19,567	33,742	53,309
22		-	-	-	-	-	-	-	-	-	-	-	-	-
23	Oaks Mall to Santa Fe	14,386	12,394	6,702	12,745	12,434	11,059	11,074	8,131	7,240	6,108	9,388	10,006	121,667
24	Downtown Station to Job Corps	1,724	1,720	1,633	1,841	1,910	1,822	1,788	1,765	1,479	1,367	1,719	1,501	20,269
25	UF Commuter Lot to Airport	5,507	5,081	4,373	5,326	5,528	5,950	5,740	5,696	5,617	5,834	5,037	4,792	64,481
26	Downtown Station to Airport	7,719	8,125	8,627	8,706	8,522	9,226	8,496	9,070	8,901	8,294	9,617	7,960	103,263
27	Downtown Station to NE Walmart Supercenter	1,774	1,843	1,280	1,605	1,805	1,481	1,669	-	-	-	1,130	1,484	14,071
28	The Hub to Forest Park	21,957	19,887	7,767	20,629	22,255	18,574	16,404	-	-	-	12,249	21,237	160,959
29	Beaty Towers to Kiwanis Park	7,454	6,996	3,337	7,696	7,687	5,755	6,117	-	-	-	4,023	6,301	55,366
33		-	-	-	-	-	-	-	-	-	-	11,539	25,193	36,732
34	The Hub to Lexington Crossing	30,989	25,665	12,666	28,509	26,742	24,419	20,543	6,597	5,849	5,697	18,035	24,602	230,313
35	Reitz Union to SW 35th Place	68,668	63,618	34,338	70,463	71,464	61,637	56,099	44,715	42,311	43,130	52,855	63,220	672,518
36	Reitz Union to SW 34th St Post Office	9,693	9,354	4,472	10,211	9,983	8,578	7,778	-	-	-	5,768	9,174	75,011
37	Reitz Union to Butler Plaza (via SW 35th Place)	15,244	13,772	6,551	14,932	16,920	13,948	12,969	-	-	-	11,845	18,726	124,907
38	The Hub to Gainesville Place	70,226	64,771	25,893	64,006	67,934	54,305	47,412	16,330	17,274	20,378	39,436	57,508	545,473
39	Santa Fe to Airport	2,576	2,675	1,266	2,497	2,678	2,354	2,577	-	-	-	1,454	1,889	19,966
40	HUB to Hunters Crossing	4,443	3,888	1,862	4,880	4,715	3,785	3,436	-	-	-	2,200	3,437	32,646
41		-	-	-	-	-	-	-	-	-	-	-	-	-
43	Shands to Santa Fe	18,415	16,730	10,143	18,418	18,739	17,897	16,109	13,417	13,314	11,839	17,342	17,282	189,645
46	Reitz Union to Downtown Station	16,090	13,892	5,954	15,863	17,141	14,752	13,432	3,501	3,632	4,546	10,722	15,670	135,195
62	Oaks Mall to Lexington Crossing	2,185	2,009	1,432	2,198	2,006	1,778	1,945	-	-	-	1,414	2,394	17,081
75	Oaks Mall to Butler Plaza	21,463	19,660	19,962	21,075	19,473	20,791	18,921	19,119	17,960	17,874	20,517	18,238	235,053
76	Santa Fe to Haile Square Market	3,719	3,139	1,374	3,333	3,715	2,901	3,220	-	-	-	1,823	2,571	25,795
77	Santa Fe to Cabana Beach Apts	3,450	2,876	834	3,781	3,234	2,799	2,574	-	-	-	2,542	3,413	25,503
	City Totals	834,586	758,657	478,599	815,148	813,688	738,879	685,573	440,704	418,133	423,109	659,750	771,557	7,838,383

Route	Campus	Passengers	Passengers	Passengers	Passengers	Passengers	Passengers	Passengers	Passengers	Passengers	Passengers	Passengers	Passengers	FY 2015 Pass.
117	Park-N-Ride 2 (SW 34th St.)	32,692	27,203	12,414	32,923	33,091	28,923	24,834	9,556	8,904	10,839	12,566	15,772	247,717
118	Park-N-Ride 1 (Cultural Plaza)	43,479	39,073	15,772	42,351	44,908	38,191	34,643	-	-	-	21,313	39,241	318,971
119	Family Housing	5,793	4,903	2,095	4,654	4,873	4,500	4,450	736	-	1,035	4,317	7,397	45,589
120	West Circulator (Frat Row)	24,902	20,511	9,014	23,081	22,669	19,134	16,245	742	1,859	7,555	13,352	19,644	178,708
121	Commuter Lot	2,981	2,458	1,230	1,904	1,919	1,724	1,677	-	-	-	4,090	7,507	25,490
122	UF North/South Circulator	4,644	3,953	1,478	5,132	5,420	4,239	3,920	961	1,007	1,366	2,801	4,409	39,330
125	Lakeside	41,150	35,988	15,190	41,076	41,354	34,467	29,833	9,576	9,357	12,027	10,465	13,251	293,734
126	UF East/West Circulator	12,806	9,584	5,055	11,769	13,958	10,071	12,203	668	651	840	7,021	9,461	94,087
127	East Circulator (Sorority Row)	31,022	25,975	10,326	28,202	28,411	24,930	23,373	4,263	4,453	5,729	18,402	29,280	234,366
128	Reitz Union to Lake Wauburg	-	-	-	104	246	140	196	192	134	109	-	-	1,121
129		-	-	-	-	-	-	-	-	-	-	-	-	-
	Campus Totals	199,469	169,648	72,574	191,196	196,849	164,319	151,374	26,694	27,201	39,500	94,327	145,962	1,479,113

Route	Later Gator Service	Passengers	Passengers	Passengers	Passengers	Passengers	Passengers	Passengers	Passengers	Passengers	Passengers	Passengers	Passengers	FY 2015 Pass.
300	Later Gator A (Fraternity Row to and from Downtown Station)	3,893	3,150	1,957	5,068	4,326	3,205	4,332	-	167	790	1,713	2,903	31,504
301	Later Gator B (SW Gainesville to and from Downtown Station)	3,432	1,934	1,339	2,813	2,901	2,620	3,174	-	203	1,913	1,640	2,442	24,411
302	Later Gator C (Oaks Mall to and from Downtown Station)	4,850	3,033	1,759	4,525	4,841	3,125	3,967	-	282	1,788	2,157	4,376	34,703
303	Later Gator D (CareerSource to and from Downtown Station)	386	259	131	350	358	220	301	-	-	-	179	314	2,498
305	Later Gator F (Butler Plaza to and from Downtown Station)	847	447	222	497	638	288	689	-	-	-	306	530	4,465
	Later Gator Totals	13,408	8,823	5,408	13,253	13,064	9,459	12,463	-	652	4,491	5,995	10,565	97,581

Other Services Totals	8,170	7,498	-	-							13,192	28,860	
Systemwide Totals	1,055,633	944,626	556,581	1,019,597	1,023,601	912,657	849,410	467,398	445,986	467,100	760,072	941,276	9,443,937

Gainesville-RTS Passenger Productivity by Month and Fiscal Year

Monthly Passenger Productivity Report (September 2017)

Route	City	Passengers	Hours	Pass./Hr	FY 2017 Pass.	FY 2017 Hours	FY 2017 Pass./Hr
1	Downtown Station to Butler Plaza	51,157	1,500	34.1	593,565	17,932	33.1
2	Downtown Station to NE Walmart Supercenter	5,855	314	18.7	72,109	3,899	18.5
3	Downtown Station to N Main St Post Office	2,284	150	15.3	33,181	1,966	16.9
5	Downtown Station to Oaks Mall	34,989	1,221	28.7	426,680	15,304	27.9
6	Downtown Station to Plaza Verde	6,851	309	22.2	80,811	4,014	20.1
7	Downtown Station to Eastwood Meadows	5,971	263	22.7	71,839	3,351	21.4
8	Shands to North Walmart Supercenter	25,186	988	25.5	279,848	12,504	22.4
9	Reitz Union to Hunters Run	48,303	1,120	43.1	504,664	14,083	35.8
10	Downtown Station to Santa Fe	9,137	477	19.2	105,187	6,040	17.4
11	Downtown Station to Eastwood Meadows	12,052	585	20.6	143,400	7,384	19.4
12	Reitz Union to Butler Plaza	54,578	1,298	42.1	652,103	17,300	37.7
13	Beaty Towers to CareerSource	33,708	739	45.6	347,732	8,882	39.2
15	Downtown Station to NW 13th St (@ NW 23rd Ave)	18,506	652	28.4	250,626	8,346	30.0
16	Beaty Towers to Sugar Hill	10,667	391	27.3	106,431	4,593	23.2
17	Beaty Towers to Downtown Station	8,954	257	34.9	107,327	3,664	29.3
19	Reitz Union to SW 23rd Terr @ SW 35th Place	1,130	38	29.7	10,345	371	27.9
20	Reitz Union to Oaks Mall	91,889	1,646	55.8	1,093,312	26,742	40.9
21	Reitz Union To Cabana Beach	33,742	734	46.0	53,309	1,376	38.7
23	Oaks Mall to Santa Fe	10,006	424	23.6	121,667	4,976	24.5
24	Downtown Station to Job Corps	1,501	147	10.2	20,269	1,931	10.5
25	UF Commuter Lot to Airport	4,792	275	17.4	64,481	3,643	17.7
26	Downtown Station to Airport	7,960	302	26.3	103,263	3,870	26.7
27	Downtown Station to NE Walmart Supercenter	1,484	127	11.7	14,071	1,235	11.4
28	The Hub to Forest Park	21,237	546	38.9	160,959	5,320	30.3
29	Beaty Towers to Kiwanis Park	6,301	171	36.9	55,366	1,666	33.2
33	Butler Plaza to Midtown	25,193	1,219	20.7	36,732	2,124	17.3
34	The HUB to Lexington Crossing	24,602	775	31.7	230,313	9,419	24.5
35	Reitz Union to SW 35th Place	63,220	1,318	48.0	672,518	17,181	39.1
36	Reitz Union to SW 34th St Post Office	9,174	317	28.9	75,011	2,844	26.4
37	Reitz Union to Butler Plaza (via SW 35th Place)	18,726	456	41.0	124,907	2,935	42.6
38	The Hub to Gainesville Place	57,508	935	61.5	545,473	9,083	60.1
39	Santa Fe to Airport	1,889	160	11.8	19,966	1,563	12.8
40	The Hub to Hunters Crossing.	3,437	260	13.2	32,646	2,543	12.8
43	Shand to Santa Fe	17,282	789	21.9	189,645	10,104	18.8
46	Reitz Union to Downtown Station	15,670	286	54.8	135,195	3,369	40.1
62	Oaks Mall to Lexington Crossing	2,394	158	15.2	17,081	1,532	11.1
75	Oaks Mall to Butler Plaza	18,238	741	24.6	235,053	9,443	24.9
76	Santa Fe to Haile Square Market	2,571	160	16.1	25,795	1,538	16.8
77	Santa Fe to Cabana Beach Apts	3,413	132	25.8	25,503	714	35.7
City totals		771,557	22,376	34.5	7,838,383	254,786	30.8

Route	Campus	Passengers	Hours	Pass./Hr	FY 2017 Pass.	FY 2017 Hours	FY 2017 Pass./Hr
117	Park-N-Ride 2 (SW 34th St.)	15,772	365	43.2	247,717	5,796	42.7
118	Park-N-Ride 1 (Cultural Plaza)	39,241	712	55.1	318,971	6,878	46.4
119	Family Housing	7,397	166	44.5	45,589	2,207	20.7
120	West Circulator (Fraternity Row)	19,644	347	56.6	178,708	4,619	38.7
121	Commuter Lot	7,507	340	22.1	25,490	3,376	7.6
122	UF North/South Circulator	4,409	156	28.3	39,330	2,086	18.9
125	Lakeside	13,251	317	41.7	293,734	6,331	46.4
126	UF East/West Circulator	9,461	526	18.0	94,087	3,852	24.4
127	East Circulator (Sorority Row)	29,280	352	83.2	234,366	4,040	58.0
128	Reitz Union to Lake Wauburg	-	-	-	1,121	158	7.1
Campus totals		145,962	3,283	44.5	1,479,113	39,343	37.6

Route	Later Gator Service	Passengers	Hours	Pass./Hr	FY 2017 Pass.	FY 2017 Hours	FY 2017 Pass./Hr
300	Later Gator A (Fraternity Row to and from Downtown Station)	2,903	283	10.3	31,504	2,583	12.2
301	Later Gator B (SW Gainesville to and from Downtown Station)	2,442	198	12.3	24,411	2,020	12.1
302	Later Gator C (Oaks Mall to and from Downtown Station)	4,376	206	21.2	34,703	2,134	16.3
303	Later Gator D (CareerSource to and from Downtown Station)	314	47	6.7	2,498	338	7.4
305	Later Gator F (Butler Plaza to and from Downtown Station)	530	53	10.0	4,465	382	11.7
Later Gator Totals		10,565	787	13.4	97,581	7,457	13.1

Route	Other Services	Passengers	Hours	Pass./Hr	FY 2017 Pass.	FY 2017 Hours	FY 2017 Pass./Hr
98-99	Special Services	437	24	18.2	437	24	18.2
198-203	Gator Aider	12,755	393	-	28,423	1,180	24.1
205	Basketball Game Service	-	-	-	-	-	-
206	Volleyball Game Service	-	-	-	-	-	-
207	Baseball/Gymnastics Service	-	-	-	-	-	-
Other Services Totals		13,192	417	31.6	28,860	1,204	24.0
System-wide Totals		941,276	26,863	35.0	9,443,937	302,791	31.2

Gainesville-RTS Passenger Productivity by Month and Fiscal Year

Monthly Passenger Productivity Report September 2017

Year Comparisons	City	%Change	Campus	%Change	Later Gator	%Change	Special Service	%Change	Total	%Change
Sep-12	972,645	-21%	224,662	-35%	25,329	-58%	15,498	-15%	1,238,134	-24%
Sep-13	1,020,183	-24%	206,923	-29%	27,896	-62%	7,367	79%	1,262,369	-25%
Sep-14	1,025,988	-25%	217,660	-33%	20,230	-48%	10,771	22%	1,274,649	-26%
Sep-15	969,958	-20%	214,401	-32%	16,039	-34%	23,714	-44%	1,224,112	-23%
Sep-16	897,486	-14%	210,215	-31%	14,394	-27%	23,973	-45%	1,146,068	-18%
Sep-17	771,557	NA	145,962	NA	10,565	NA	13,192	NA	941,276	NA

Year to Date Comparisons	City	%Change	Campus	%Change	Later Gator	%Change	Special Service	%Change	Total	%Change
FY2012	8,866,980	-12%	1,599,265	-8%	185,924	-48%	46,815	-38%	10,698,984	-12%
FY2013	9,129,361	-14%	1,494,765	-1%	198,548	-51%	50,387	-43%	10,873,061	-13%
FY2014	9,152,696	-14%	1,463,963	1%	197,774	-51%	44,027	-34%	10,858,460	-13%
FY2015	8,559,140	-8%	1,536,976	-4%	155,132	-37%	42,186	-32%	10,293,434	-8%
FY2016	8,090,731	-3%	1,488,558	-1%	118,812	-18%	55,647	-48%	9,753,748	-3%
FY2017	7,838,383	NA	1,479,113	NA	97,581	NA	28,860	NA	9,443,937	NA

Service	Rev. Days	Passengers	Passengers (Avg.)
Weekdays	16	833,925	52,120
Reduced Service Days	3	38,900	12,967
Saturdays	5	54,271	10,854
Sundays	4	10,735	2,684

Gainesville-RTS Passenger Productivity by Month and Fiscal Year
Weekday Passenger Productivity Report (September 2017)

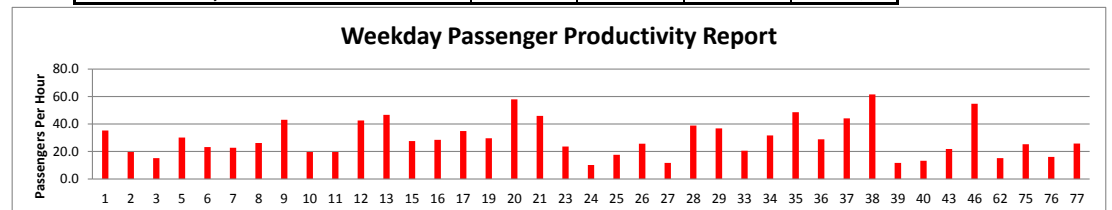
Route	City	Passengers	Hours	Pass./Hr	FY 2017 Pass.	FY 2017 Hours	FY 2017 Pass./Hr
1	Downtown Station to Butler Plaza	44,918	1,274	35.3	528,911	15,891	33.3
2	Downtown Station to NE Walmart Supercenter	5,104	260	19.7	64,495	3,362	19.2
3	Downtown Station to N Main St Post Office	2,284	150	15.3	33,181	1,966	16.9
5	Downtown Station to Oaks Mall	30,373	1,006	30.2	376,276	13,202	28.5
6	Downtown Station to Plaza Verde	6,605	284	23.3	77,860	3,745	20.8
7	Downtown Station to Eastwood Meadows	5,971	263	22.7	71,839	3,351	21.4
8	Shands to North Walmart Supercenter	23,509	897	26.2	261,569	11,485	22.8
9	Reitz Union to Hunters Run	48,303	1,120	43.1	492,004	13,368	36.8
10	Downtown Station to Santa Fe	8,822	447	19.7	101,667	5,747	17.7
11	Downtown Station to Eastwood Meadows	9,590	488	19.7	119,266	6,384	18.7
12	Reitz Union to Butler Plaza	49,228	1,157	42.6	595,810	15,817	37.7
13	Beaty Towers to CareerSource	32,427	695	46.7	335,233	8,389	40.0
15	Downtown Station to NW 13th St (@ NW 23rd Ave)	15,633	566	27.6	216,015	7,377	29.3
16	Beaty Towers to Sugar Hill	9,849	346	28.5	99,676	4,091	24.4
17	Beaty Towers to Downtown Station	8,954	257	34.9	107,327	3,664	29.3
19	Reitz Union to SW 23rd Terr @ SW 35th Place	1,130	38	29.7	10,345	371	27.9
20	Reitz Union to Oaks Mall	81,272	1,402	58.0	997,337	24,396	40.9
21	Reitz Union to Cabana Beach	33,742	734	46.0	53,309	1,376	38.7
23	Oaks Mall to Santa Fe	10,006	424	23.6	121,667	4,976	24.5
24	Downtown Station to Job Corps	1,501	147	10.2	20,269	1,931	10.5
25	UF Commuter Lot to Airport	3,550	201	17.7	49,651	2,797	17.8
26	Downtown Station to Airport	7,768	302	25.7	101,562	3,870	26.2
27	Downtown Station to NE Walmart Supercenter	1,484	127	11.7	14,071	1,235	11.4
28	The Hub to Forest Park	21,237	546	38.9	160,959	5,320	30.3
29	Beaty Towers to Kiwanis Park	6,301	171	36.9	55,366	1,666	33.2
33	Butler Plaza to Midtown	23,456	1,140	20.6	34,529	2,011	17.2
34	The HUB to Lexington Crossing	24,602	775	31.7	230,313	9,419	24.5
35	Reitz Union to SW 35th Place	59,424	1,223	48.6	634,516	16,144	39.3
36	Reitz Union to SW 34th St Post Office	9,174	317	28.9	75,011	2,844	26.4
37	Reitz Union to Butler Plaza (via SW 35th Place)	16,740	379	44.2	121,002	2,807	43.1
38	The Hub to Gainesville Place	57,508	935	61.5	545,473	9,083	60.1
39	Santa Fe to Airport	1,889	160	11.8	19,966	1,563	12.8
40	The HUB to Hunters Crossing	3,437	260	13.2	32,646	2,543	12.8
43	Shand to Santa Fe	17,229	789	21.8	188,930	10,104	18.7
46	Reitz Union to Downtown Station	15,670	286	54.8	135,195	3,369	40.1
62	Oaks Mall to Lexington Crossing	2,394	158	15.2	17,081	1,532	11.1
75	Oaks Mall to Butler Plaza	16,196	641	25.3	207,861	8,390	24.8
76	Santa Fe to Haile Square Market	2,571	160	16.1	25,795	1,538	16.8
77	Santa Fe to Cabana Beach Apts	3,413	132	25.8	25,503	714	35.7
City totals		723,264	20,655	35.0	7,359,486	237,837	30.9

Route	Campus	Passengers	Hours	Pass./Hr	FY 2017 Pass.	FY 2017 Hours	FY 2017 Pass./Hr
117	Park-N-Ride 2 (SW 34th St.)	15,772	365	43.2	247,717	5,796	42.7
118	Park-N-Ride 1 (Cultural Plaza)	39,241	712	55.1	318,971	6,878	46.4
119	Family Housing	7,397	166	44.5	45,589	2,207	20.7
120	West Circulator (Fraternity Row)	19,644	347	56.6	178,708	4,619	38.7
121	Commuter Lot	7,507	340	22.1	25,490	3,376	7.6
122	UF North/South Circulator	4,409	156	28.3	39,330	2,086	18.9
125	Lakeside	13,251	317	41.7	293,734	6,331	46.4
126	UF East/West Circulator	7,177	411	17.5	71,019	2,817	25.2
127	East Circulator (Sorority Row)	29,280	352	83.2	234,366	4,040	58.0
Campus totals		143,678	3,168	45.4	1,454,924	38,149	38.1

Route	Later Gator Service	Passengers	Hours	Pass./Hr	FY 2017 Pass.	FY 2017 Hours	FY 2017 Pass./Hr
300	Later Gator A (Fraternity Row to and from Downtown Station)	1,910	185	10.3	20,681	1,788	11.6
301	Later Gator B (SW Gainesville to and from Downtown Station)	1,253	126	9.9	14,081	1,321	10.7
302	Later Gator C (Oaks Mall to and from Downtown Station)	2,320	131	17.7	19,206	1,393	13.8
Later Gator Totals		5,483	443	12.4	53,968	4,502	12.0

Route	Other Services	Passengers	Hours	Pass./Hr	FY 2017 Pass.	FY 2017 Hours	FY 2017 Pass./Hr
98-99	Special Services (Hurricane IRMA)	437	24.0	18.2	437	24.0	18.2
198-203	Gator Aider	-	-	-	-	-	-
205	Basketball Game Service	-	-	-	-	-	-
206	Volleyball Game Service	-	-	-	-	-	-
207	Baseball/Gymnastics Service	-	-	-	-	-	-
Other Services Totals		437	24	18.2	437	24	0.0
Systemwide Totals		872,425	24,266	36.0	8,868,815	280,512	31.6

Service	Rev. Days	FY Rev. Days	Day	Average Ridership
Weekdays	16	214	Weekday	52,120
Reduced Service Days	3	36	Reduced Service	12,967



Gainesville-RTS Passenger Productivity by Month and Fiscal Year
Saturday Monthly Passenger Productivity Report (September 2017)

Route	City	Passengers	Hours	Pass./Hr	FY 2017 Pass.	FY 2017 Hours	FY 2017 Pass./Hr
1	Downtown Station to Butler Plaza	4,484	166	27.0	42,214	1,392	30.3
2	Downtown Station to NE Walmart Supercenter	685	54	12.7	6,816	537	12.7
5	Downtown Station to Oaks Mall	3,338	183	18.2	35,055	1,701	20.6
6	Downtown to Plaza Verde	246	25	9.8	2,951	269	11.0
8	Shands to North Walmart Supercenter	1,004	59	17.0	10,972	617	17.8
9	Reitz Union to Hunters Run				7,917	391	20.3
10	Downtown Station to Santa Fe	267	30	9.0	3,039	293	10.4
12	Reitz Union to Butler Plaza	4,125	107	38.6	40,261	1,057	38.1
13	Beaty Towers to CareerSource	948	28	33.6	8,057	294	27.4
15	Downtown Station to NW 13th St (@ NW 23rd Ave)	1,881	54	34.6	22,039	567	38.9
16	Beaty Towers to Sugar Hill	648	29	22.6	3,856	298	12.9
20	Reitz Union to Oaks Mall	7,884	184	42.9	66,609	1,696	39.3
25	UF Cultural Plaza to Airport	872	47	18.7	8,799	489	18.0
33	Butler Plaza to Midtown	1,179	47	25.3	1,484	65	22.7
35	Reitz Union to SW 35th Place	2,556	63	40.9	23,078	626	36.9
37	Reitz Union to Butler Plaza	1,483	45	32.9	2,772	63	43.9
75	Oaks Mall to Butler Plaza	1,257	69	18.2	17,563	657	26.7
711	Downtown Station to Eastwood Meadows	1,126	66	17.1	14,547	599	24.3
	City Totals	33,983	1,255	27.1	318,029	11,609	27.4

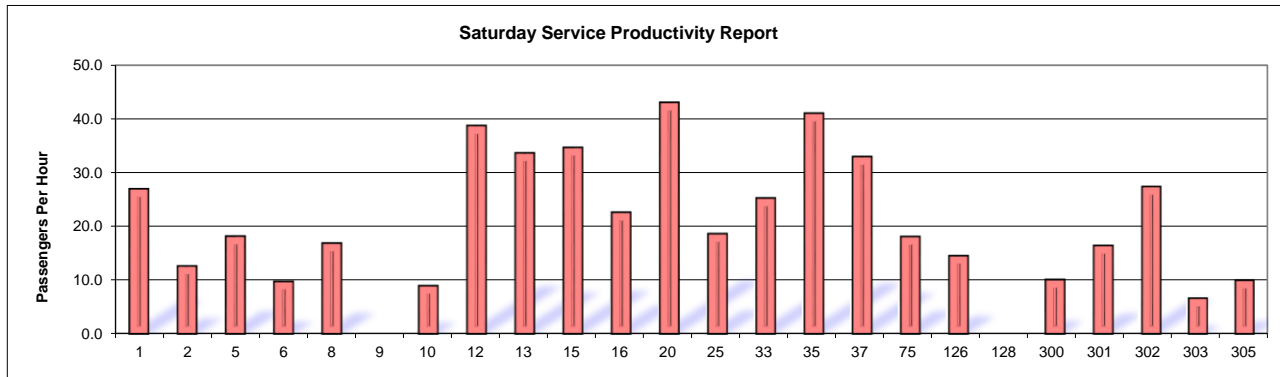
Route	Campus	Passengers	Hours	Pass./Hr	FY 2017 Pass.	FY 2017 Hours	FY 2017 Pass./Hr
126	UF East/West Circulator (Saturday)	1,126	77	14.6	11,131	546	20
128	Reitz Union to Lake Wauburg				1,121	158	7.1
	Campus Totals	1,126	77	14.6	12,252	704	17.4

Route	Later Gator Service	Passengers	Hours	Pass./Hr	FY 2017 Pass.	FY 2017 Hours	FY 2017 Pass./Hr
300	Later Gator A (Fraternity Row to and from Downtown Station)	993	97	10.2	10,823	795	13.6
301	Later Gator B (SW Gainesville to and from Downtown Station)	1,189	72	16.5	10,330	699	14.8
302	Later Gator C (Oaks Mall to and from Downtown Station)	2,056	75	27.4	15,497	742	20.9
303	Later Gator D (CareerSource to and from Downtown Station)	314	47	6.7	2,498	338	7.4
305	Later Gator F (Butler Plaza to and from Downtown Station)	530	53	10.0	4,465	382	11.7
	Later Gator Totals	5,082	344	14.8	43,613	2,956	14.8

Route	Other Services	Passengers	Hours	Pass./Hr	FY 2017 Pass.	FY 2017 Hours	FY 2017 Pass./Hr
98-99	Special Services	-	-	-	-	-	-
198-203	Gator Aider*	-	-	-	28,423	1,180	24.1
205	Basketball Game Service	-	-	-	-	-	-
206	Volleyball Game Service	-	-	-	-	-	-
207	Baseball/Gymnastics Service	-	-	-	-	-	-
	Other Services Totals	12,755	393	32	28,423	1,180	24.1
	System-wide Totals	52,946	2,070	25.6	402,317	16,449	24.5

Service	Rev. Days
Saturdays	5

Service Day	Average Ridership
Saturday	10,854



Gainesville-RTS Passenger Productivity by Month and Fiscal Year
Sunday Monthly Passenger Productivity Report (September 2017)

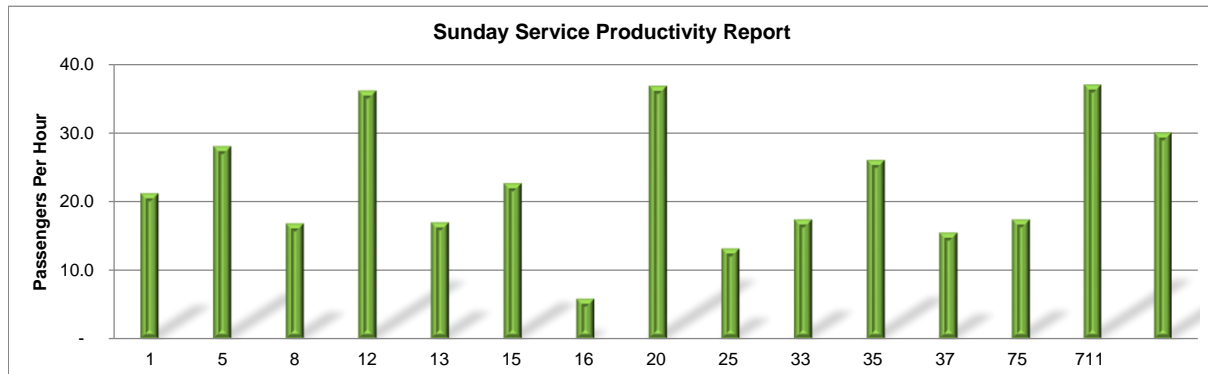
Route	City	Passengers	Hours	Pass./Hr	FY 2017 Pass.	FY 2017 Hours	FY 2017 Pass./Hr
1	Downtown Station to Butler Plaza	1,260	59	21.2	18,349	650	28.2
5	Downtown Station to Oaks Mall	884	31	28.1	11,967	402	29.8
8	Shands to North Walmart Supercenter	528	31	16.9	6,075	402	15.1
9	Reitz Union to Hunters Run	-	-	-	4,743	325	14.6
12	Reitz Union to Butler Plaza	1,225	34	36.2	16,032	427	37.6
13	Beatz Towers to CareerSource	264	16	17.0	3,785	199	19.0
15	Downtown Station to NW 13th St (@ NW 23rd Ave)	715	31	22.7	10,213	402	25.4
16	Beatz Towers to Sugar Hill	94	16	5.9	2,328	204	11.4
20	Reitz Union to Oaks Mall	2,187	59	36.8	24,429	649	37.6
25	UFCommuter Lot to Airport	370	28	13.2	6,031	358	16.9
33	Butler Plaza to Midtown	558	32	17.4	719	48	15.0
35	Reitz Union to SW 35th Place	845	32	26.1	11,936	412	29.0
37	Reitz Union to Butler Plaza	503	32	15.5	1,133	65	17.5
75	Oaks Mall to Butler Plaza	543	31	17.4	7,589	397	19.1
711	Downtown Station to Eastwood Meadows	1,158	31	37.0	8,002	402	19.9
City Totals		11,134	466	23.9	133,331	5,340	25.0

Route	Campus	Passengers	Hours	Pass./Hr	FY 2017 Pass.	FY 2017 Hours	FY 2017 Pass./Hr
126	UF East/West Circulator	1,158	39	30.0	11,937	490	24.4
Campus Totals		1,158	39	30	11,937	490	24

Route	Other Services	Passengers	Hours	Pass./Hr	FY 2017 Pass.	FY 2017 Hours	FY 2017 Pass./Hr
98-99	Special Services	-	-	-	-	-	-
198-203	Gator Aider*	-	-	-	-	-	-
205	Basketball Game Service	-	-	-	-	-	-
206	Volleyball Game Service	-	-	-	-	-	-
207	Baseball/Gymnastics Service	-	-	-	-	-	-
Other Services Totals		-	-	-	-	-	-
System-wide Totals		12,292	504	24.4	145,268	5,830	24.9

Service	Rev. Days
Sunday	4

Service Day	Average Ridership
Sunday	2,684



Gainesville-RTS Passenger Productivity by Month and Fiscal Year
Holiday Monthly Passenger Productivity Report (September 2017)

Route	City	Passengers	Hours	Pass./Hr	FY 2016 Pass.	FY 2016 Hours	FY 2016 Pass./Hr
1	Downtown to Butler Plaza: via Archer RD	495	10	49.9	4,091	79	51.7
2	Downtown to Walmart Supercenter	66	10	6.7	798	75	10.7
5	Downtown to Oaks Mall (via University Ave)	394	10	39.9	3,382	79	42.7
8	Shands to Northwood Village.	145	10	14.7	1,232	79	15.6
10	Downtown to Santa Fe	48	10	4.9	481	79	6.1
13	Beaty Towers to FloridaWorks	69	5	13.8	657	39	16.7
15	Downtown to Gainesville Mall (via NE 15th St.)	277	10	28.1	2,359	79	29.8
16	Beaty Towers to Sugar Hill	76	5	15.6	571	40	14.4
20	Reitz Union to Oaks Mall (via 20th Ave)	546	10	55.0	4,937	79	62.4
26	Downtown to FDOT-Airport	192	10	19.5	1,701	80	21.2
35	Reitz Union to Homestead Apts.	395	10	40.0	2,988	79	37.8
43	UF- Health to Santa Fe	53	11	5.0	715	82	8.7
75	Oaks Mall to Butler Plaza	242	11	22.5	2,040	86	23.7
711	Downtown to E. Meadows	178	10	17.8	1,585	79	20.0
City Totals		3,176	130	24.4	27,537	1,035	26.6
Other Services Totals		-	-	-	-	-	-
System-wide Totals		3,176	130	24.4	27,537	1,035	26.6

Service	Rev. Days
Holiday	1

Service Day	Average Ridership
Holiday	3,442